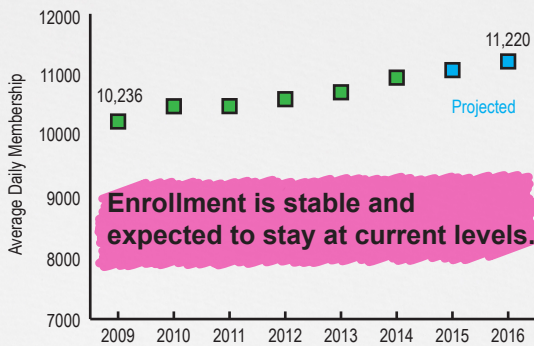


WILLIAMSBURG-JAMES CITY COUNTY SCHOOLS

With 9 elementary schools, 3 middle schools, and 3 high schools, WJCC schools are experiencing growing enrollment. This profile presents key information and trends about the division's demographics and funding.



Enrollment is stable and expected to stay at current levels.

5
number of 4-year olds with state Virginia Pre-School Initiative funding in 2014-2015

13.15
pupil-teacher ratio in 2013

26%
of 3rd graders did not pass SOL reading in 2014

Student needs in WJCC are high, and in some cases are higher than before the recession.

9% of all school-age children in James City County lived in poverty in 2010-12.



31% of all students got free or reduced lunch in fall 2013, up 36% from 2007.



5% of high schoolers who should have graduated in 2013 dropped out instead.

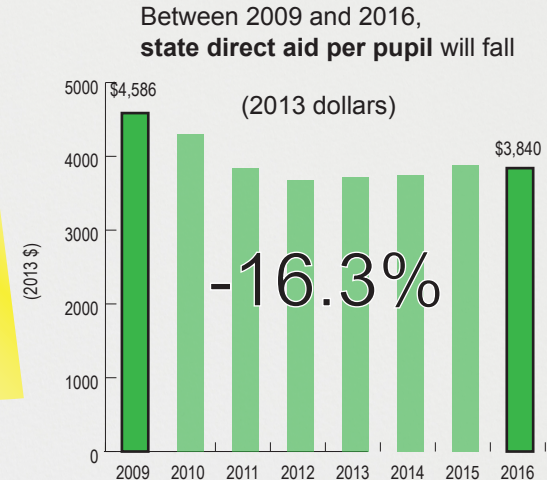


89% of high schoolers graduated on time in 2013, the same as the statewide rate.



FUNDING

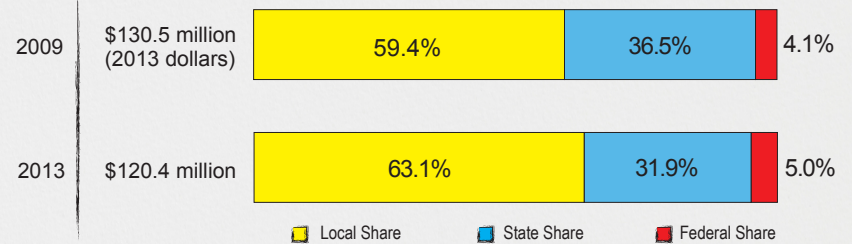
State per pupil direct aid for WJCC Public Schools has declined, and the state is funding a smaller share of the schools' operating costs.



The state has reduced support for Williamsburg-James City County schools, meaning that both the county and the federal government are providing a higher share of total funding.

Total funding for operations*

*Operations include regular day school, school food services, summer adult, adult education, and other education, but not pre-K, non-LEA, non-regular day school, debt service, or capital outlay.



Did you know



... that a one-cent increase in the local property tax rate can raise more than \$1.2 million?

... that Williamsburg-James City County invested 48.8% above the required local effort for SOQ programs in 2013?

