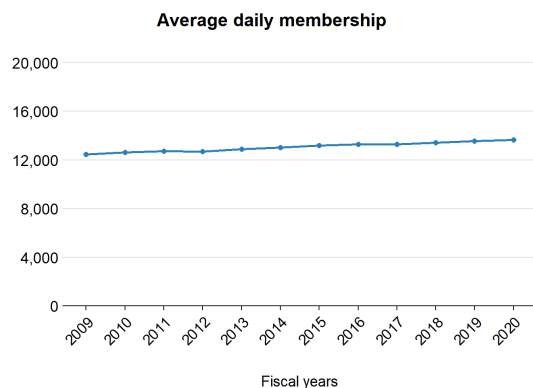


# Albemarle County Public Schools

This profile shows the most recent data available from the 2019-2020 school year and highlights demographics, staffing, and funding for Albemarle County Public Schools.

## Students

Enrollment growth between 2008-2009 to 2019-2020 has gone **up** by **9.6%**.



Here are additional characteristics of students that go to Albemarle County Public Schools, compared to the state overall.

	Locality	State
School-age children living in poverty	6.9%	12.3%
English learners	7.3%	9.0%
Eligible for IDEA services	12.8%	13.5%
Eligible for free or reduced-price lunch	30.1%	45.6%

## Staffing

Compared to 2008-2009, there are now more staff per student in Albemarle County Public Schools.

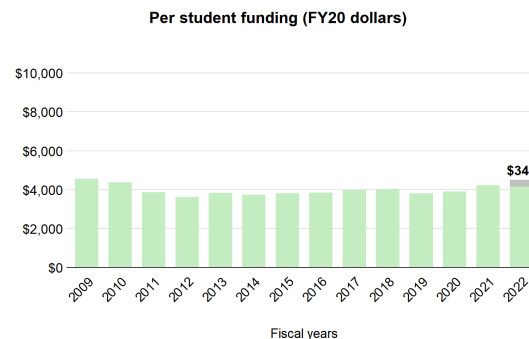
In 2018-2019, there were:

- 111 more teachers and instructors
- 33 fewer support staff
- 16 more school counselors and librarians
- 115 more teacher aides
- 2 more principals and assistant principals

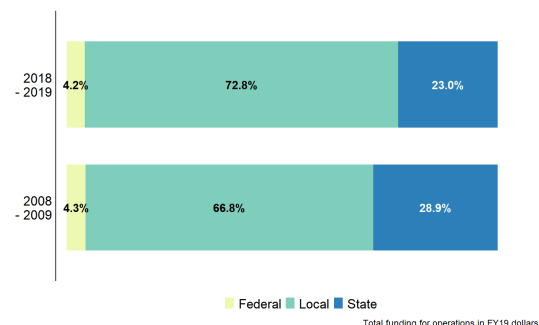
That's **213 more** staff overall, compared to **1,158 more** students.

## Funding

In Albemarle County Public Schools, state direct aid per student has **decreased** by **8.8%**, adjusted for inflation. *If the revised Standards of Quality were funded in FY22, this division would receive \$349 additional dollars per student.*



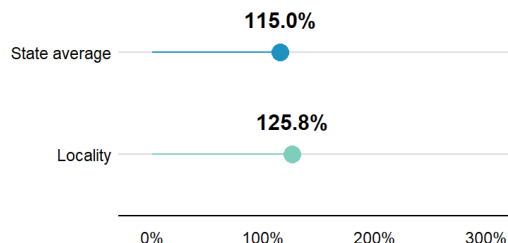
From 2008-09 to 2018-19, the state's share of total funding has **decreased**.



Did you know...

...that a **one-cent increase** in Albemarle's property tax rate can raise about **\$1,796,900**?

...that, in 2019-2020, Albemarle invested **125.8% above** what is required by localities in the state's primary funding formula?



Sources: Virginia Department of Education, U.S. Census Bureau  
 NA = data not available for given locality.  
 CEP = Division qualifies for the community eligibility provision.

