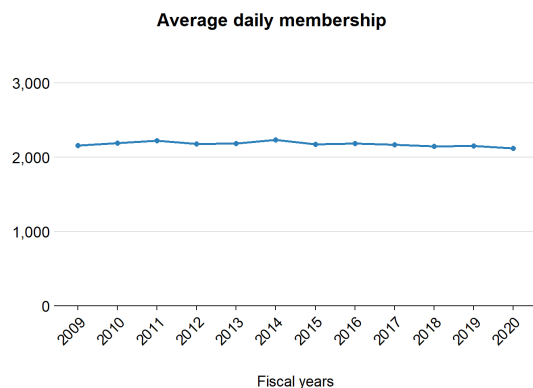


Appomattox County Public Schools

This profile shows the most recent data available from the 2019-2020 school year and highlights demographics, staffing, and funding for Appomattox County Public Schools.

Students

Enrollment growth between 2008-2009 to 2019-2020 has gone **down** by **1.9%**.



Here are additional characteristics of students that go to Appomattox County Public Schools, compared to the state overall.

	Locality	State
School-age children living in poverty	18.8%	12.3%
English learners	0.9%	9.0%
Eligible for IDEA services	10.5%	13.5%
Eligible for free or reduced-price lunch	48.7%	45.6%

Staffing

Compared to 2008-2009, there are now more staff per student in Appomattox County Public Schools.

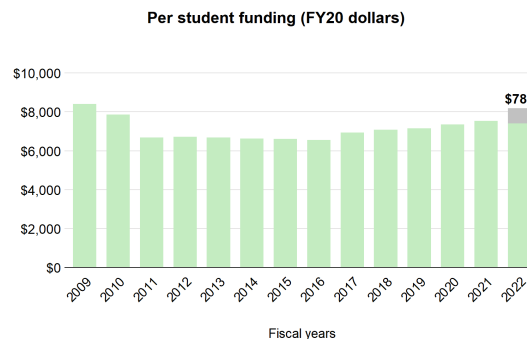
In 2018-2019, there were:

- 8 fewer teachers and instructors
- 13 more support staff
- 1 fewer school counselors and librarians
- 9 more teacher aides
- 0 more principals and assistant principals

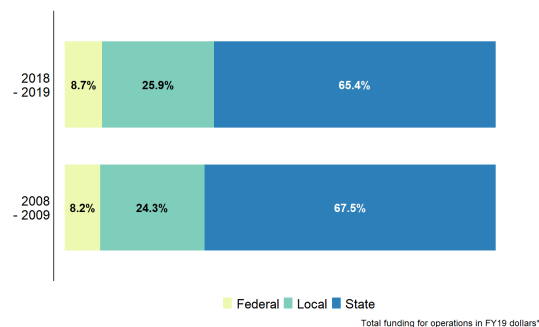
That's **13 more** staff overall, compared to **4 fewer** students.

Funding

In Appomattox County Public Schools, state direct aid per student has **decreased** by **11.9%**, adjusted for inflation. *If the revised Standards of Quality were funded in FY22, this division would receive \$784 additional dollars per student.*



From 2008-09 to 2018-19, the state's share of total funding has **decreased**.



Did you know...

...that a **one-cent increase** in Appomattox's property tax rate can raise about **\$132,100**?

...that, in 2019-2020, Appomattox invested **22.4% above** what is required by localities in the state's primary funding formula?

