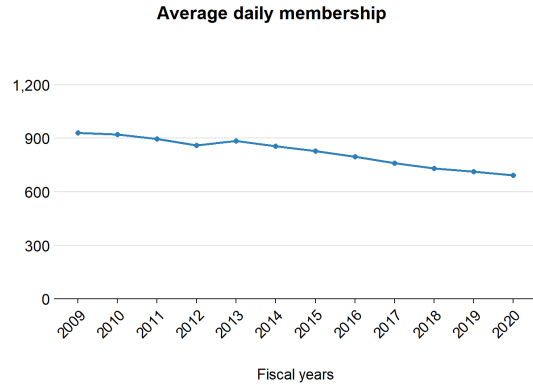


Bland County Public Schools

This profile shows the most recent data available from the 2019-2020 school year and highlights demographics, staffing, and funding for Bland County Public Schools.

Students

Enrollment growth between 2008-2009 to 2019-2020 has gone **down** by **25.5%**.



Here are additional characteristics of students that go to Bland County Public Schools, compared to the state overall.

	Locality	State
School-age children living in poverty	13.7%	12.3%
English learners	NA	9.0%
Eligible for IDEA services	15.2%	13.5%
Eligible for free or reduced-price lunch	50.5%	45.6%

Staffing

Compared to 2008-2009, there are now fewer staff per student in Bland County Public Schools.

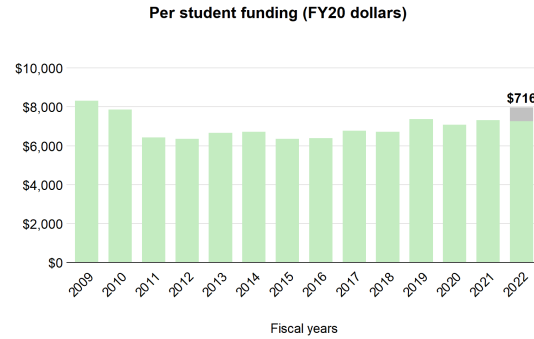
In 2018-2019, there were:

- o 15 fewer teachers and instructors
- o 16 fewer support staff
- o 1 fewer school counselors and librarians
- o 3 fewer teacher aides
- o 2 fewer principals and assistant principals

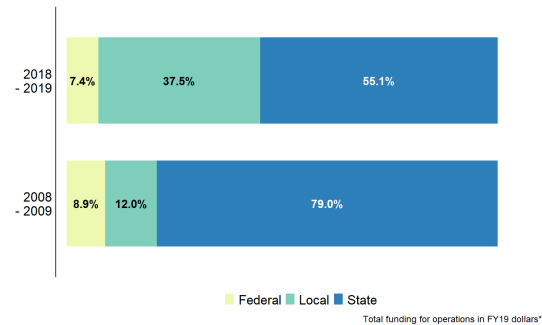
That's **37 fewer** staff overall, compared to **203 fewer** students.

Funding

In Bland County Public Schools, state direct aid per student has **decreased** by **12.7%**, adjusted for inflation. *If the revised Standards of Quality were funded in FY22, this division would receive \$716 additional dollars per student.*



From 2008-09 to 2018-19, the state's share of total funding has **decreased**.



Did you know...

...that a **one-cent increase** in Bland's property tax rate can raise about **\$45,100**?

...that, in 2019-2020, Bland invested **89.7% above** what is required by localities in the state's primary funding formula?

