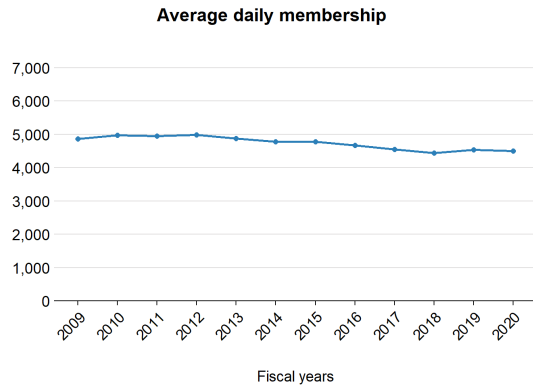


Botetourt County Public Schools

This profile shows the most recent data available from the 2019-2020 school year and highlights demographics, staffing, and funding for Botetourt County Public Schools.

Students

Enrollment growth between 2008-2009 to 2019-2020 has gone **down** by **7.5%**.



Here are additional characteristics of students that go to Botetourt County Public Schools, compared to the state overall.

	Locality	State
School-age children living in poverty	7.2%	12.3%
English learners	1.4%	9.0%
Eligible for IDEA services	13.9%	13.5%
Eligible for free or reduced-price lunch	27.4%	45.6%

Staffing

Compared to 2008-2009, there are now more staff per student in Botetourt County Public Schools.

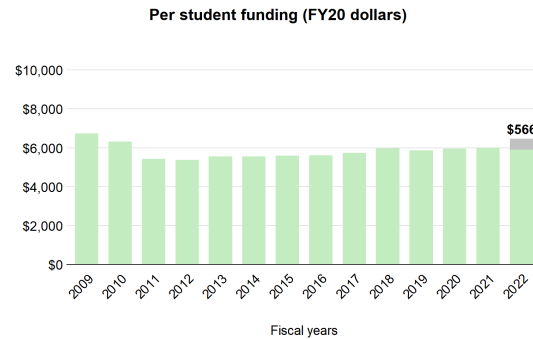
In 2018-2019, there were:

- 19 fewer teachers and instructors
- 1 more support staff
- 0 more school counselors and librarians
- 12 fewer teacher aides
- 0 more principals and assistant principals

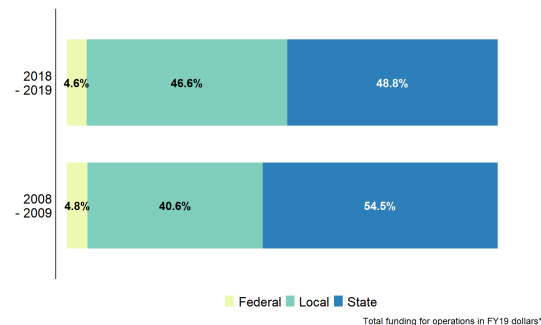
That's **30 fewer** staff overall, compared to **292 fewer** students.

Funding

In Botetourt County Public Schools, state direct aid per student has **decreased** by **12.5%**, adjusted for inflation. *If the revised Standards of Quality were funded in FY22, this division would receive \$566 additional dollars per student.*



From 2008-09 to 2018-19, the state's share of total funding has **decreased**.



Did you know...

...that a **one-cent increase** in Botetourt's property tax rate can raise about **\$338,200**?

...that, in 2019-2020, Botetourt invested **98.8%** **above** what is required by localities in the state's primary funding formula?

