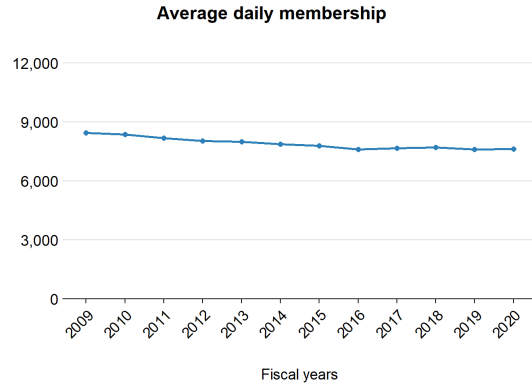


Campbell County Public Schools

This profile shows the most recent data available from the 2019-2020 school year and highlights demographics, staffing, and funding for Campbell County Public Schools.

Students

Enrollment growth between 2008-2009 to 2019-2020 has gone **down** by **9.8%**.



Here are additional characteristics of students that go to Campbell County Public Schools, compared to the state overall.

	Locality	State
School-age children living in poverty	13.1%	12.3%
English learners	1.9%	9.0%
Eligible for IDEA services	12.7%	13.5%
Eligible for free or reduced-price lunch	49.0%	45.6%

Staffing

Compared to 2008-2009, there are now more staff per student in Campbell County Public Schools.

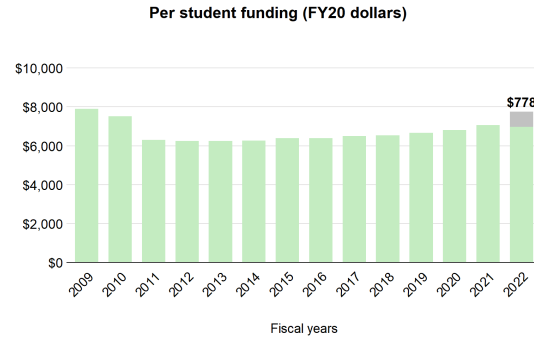
In 2018-2019, there were:

- 93 fewer teachers and instructors
- 35 fewer support staff
- 3 fewer school counselors and librarians
- 23 more teacher aides
- 0 more principals and assistant principals

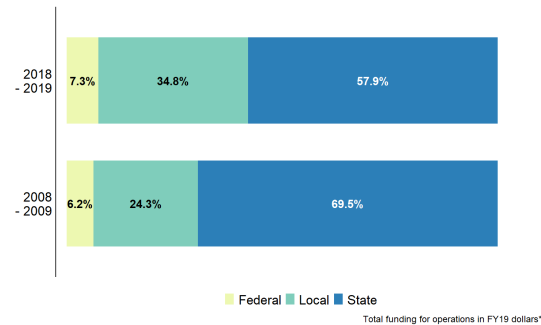
That's **108 fewer** staff overall, compared to **871 fewer** students.

Funding

In Campbell County Public Schools, state direct aid per student has **decreased** by **11.6%**, adjusted for inflation. *If the revised Standards of Quality were funded in FY22, this division would receive \$778 additional dollars per student.*



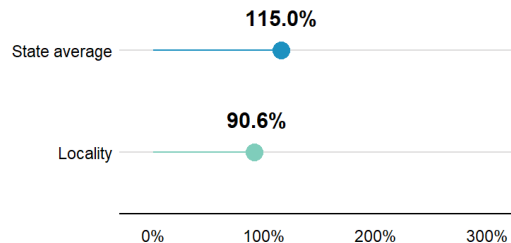
From 2008-09 to 2018-19, the state's share of total funding has **decreased**.



Did you know...

...that a **one-cent increase** in Campbell's property tax rate can raise about **\$389,300**?

...that, in 2019-2020, Campbell invested **90.6%** **above** what is required by localities in the state's primary funding formula?



Sources: Virginia Department of Education, U.S. Census Bureau
 NA = data not available for given locality.
 CEP = Division qualifies for the community eligibility provision.

