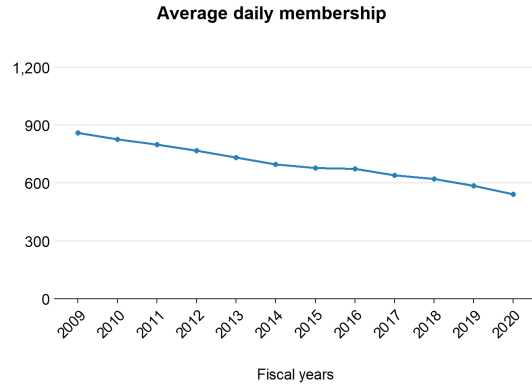


Charles City County Public Schools

This profile shows the most recent data available from the 2019-2020 school year and highlights demographics, staffing, and funding for Charles City County Public Schools.

Students

Enrollment growth between 2008-2009 to 2019-2020 has gone **down** by **37%**.



Here are additional characteristics of students that go to Charles City County Public Schools, compared to the state overall.

| | Locality | State |
|--|----------|-------|
| School-age children living in poverty | 17.5% | 12.3% |
| English learners | NA | 9.0% |
| Eligible for IDEA services | 18.5% | 13.5% |
| Eligible for free or reduced-price lunch | 55.8% | 45.6% |

Staffing

Compared to 2008-2009, there are now fewer staff per student in Charles City County Public Schools.

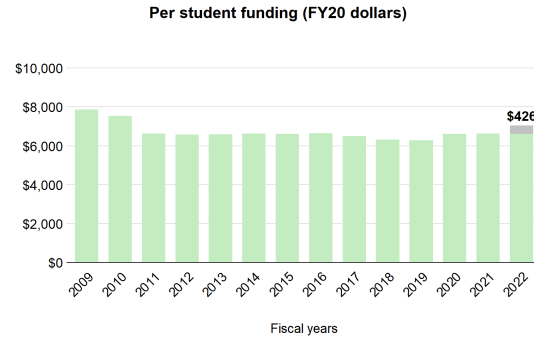
In 2018-2019, there were:

- 34 fewer teachers and instructors
- 23 fewer support staff
- 1 fewer school counselors and librarians
- 11 fewer teacher aides
- 3 fewer principals and assistant principals

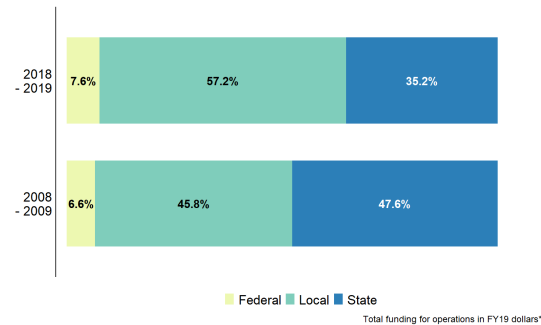
That's **72 fewer** staff overall, compared to **227 fewer** students.

Funding

In Charles City County Public Schools, state direct aid per student has **decreased** by **15.8%**, adjusted for inflation. *If the revised Standards of Quality were funded in FY22, this division would receive \$426 additional dollars per student.*



From 2008-09 to 2018-19, the state's share of total funding has **decreased**.



Did you know...

...that a **one-cent increase** in Charles City's property tax rate can raise about **\$84,600**?

...that, in 2019-2020, Charles City invested **144.5% above** what is required by localities in the state's primary funding formula?

