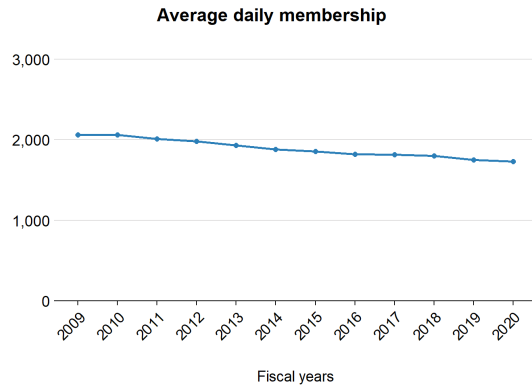


Charlotte County Public Schools

This profile shows the most recent data available from the 2019-2020 school year and highlights demographics, staffing, and funding for Charlotte County Public Schools.

Students

Enrollment growth between 2008-2009 to 2019-2020 has gone **down** by **16%**.



Here are additional characteristics of students that go to Charlotte County Public Schools, compared to the state overall.

	Locality	State
School-age children living in poverty	29.5%	12.3%
English learners	0.9%	9.0%
Eligible for IDEA services	14.5%	13.5%
Eligible for free or reduced-price lunch	57.9%	45.6%

Staffing

Compared to 2008-2009, there are now more staff per student in Charlotte County Public Schools.

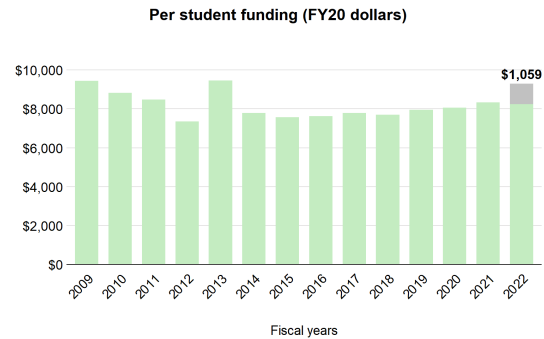
In 2018-2019, there were:

- 24 fewer teachers and instructors
- 35 more support staff
- 1 fewer school counselors and librarians
- 3 more teacher aides
- 0 more principals and assistant principals

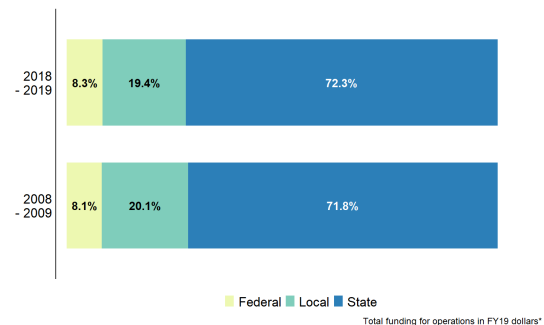
That's **14 more** staff overall, compared to **352 fewer** students.

Funding

In Charlotte County Public Schools, state direct aid per student has **decreased** by **12.8%**, adjusted for inflation. *If the revised Standards of Quality were funded in FY22, this division would receive \$1,059 additional dollars per student.*



From 2008-09 to 2018-19, the state's share of total funding has **increased**.



Did you know...

...that a **one-cent increase** in Charlotte's property tax rate can raise about **\$93,100**?

...that, in 2019-2020, Charlotte invested **53.3%** **above** what is required by localities in the state's primary funding formula?

