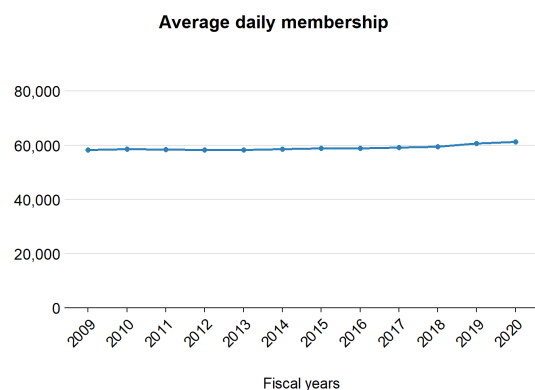


# Chesterfield County Public Schools

This profile shows the most recent data available from the 2019-2020 school year and highlights demographics, staffing, and funding for Chesterfield County Public Schools.

## Students

Enrollment growth between 2008-2009 to 2019-2020 has gone **up** by **5.1%**.



Here are additional characteristics of students that go to Chesterfield County Public Schools, compared to the state overall.

	Locality	State
School-age children living in poverty	8.2%	12.3%
English learners	7.4%	9.0%
Eligible for IDEA services	12.6%	13.5%
Eligible for free or reduced-price lunch	CEP	45.6%

## Staffing

Compared to 2008-2009, there are now fewer staff per student in Chesterfield County Public Schools.

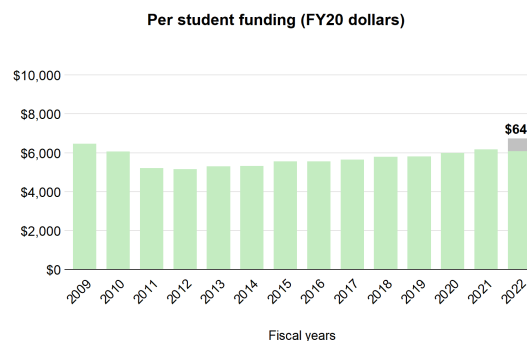
In 2018-2019, there were:

- 53 more teachers and instructors
- 585 fewer support staff
- 18 more school counselors and librarians
- 264 fewer teacher aides
- 10 fewer principals and assistant principals

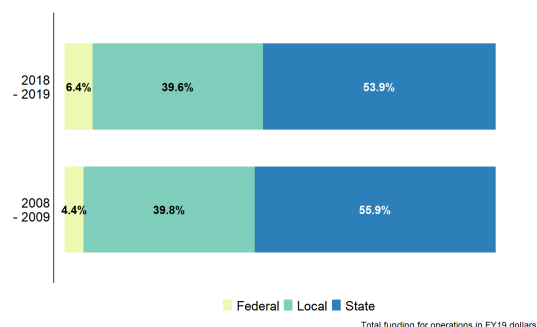
That's **789 fewer** staff overall, compared to **2,694 more** students.

## Funding

In Chesterfield County Public Schools, state direct aid per student has **decreased** by **5.9%**, adjusted for inflation. *If the revised Standards of Quality were funded in FY22, this division would receive \$649 additional dollars per student.*



From 2008-09 to 2018-19, the state's share of total funding has **decreased**.



Did you know...

...that a **one-cent increase** in Chesterfield's property tax rate can raise about **\$3,689,000**?

...that, in 2019-2020, Chesterfield invested **70.0% above** what is required by localities in the state's primary funding formula?

