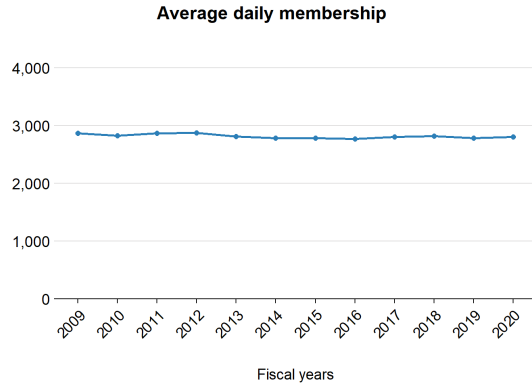


Colonial Heights Public Schools

This profile shows the most recent data available from the 2019-2020 school year and highlights demographics, staffing, and funding for Colonial Heights Public Schools.

Students

Enrollment growth between 2008-2009 to 2019-2020 has gone **down** by **2.1%**.



Here are additional characteristics of students that go to Colonial Heights Public Schools, compared to the state overall.

	Locality	State
School-age children living in poverty	14.6%	12.3%
English learners	4.2%	9.0%
Eligible for IDEA services	17.1%	13.5%
Eligible for free or reduced-price lunch	57.6%	45.6%

Staffing

Compared to 2008-2009, there are now more staff per student in Colonial Heights Public Schools.

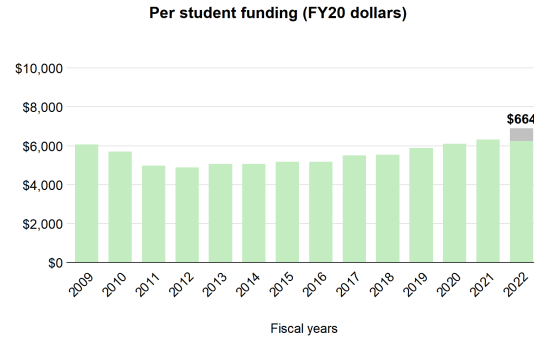
In 2018-2019, there were:

- 2 more teachers and instructors
- 6 more support staff
- 0 more school counselors and librarians
- 12 more teacher aides
- 0 more principals and assistant principals

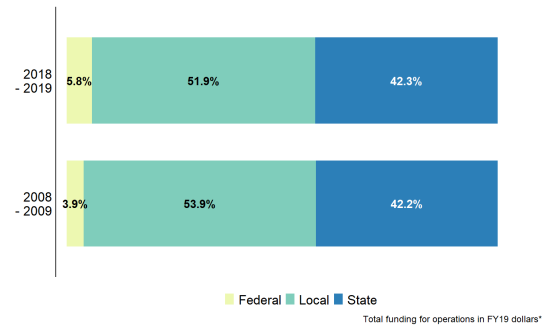
That's **20 more** staff overall, compared to **63 fewer** students.

Funding

In Colonial Heights Public Schools, state direct aid per student has **increased** by **3.1%**, adjusted for inflation. *If the revised Standards of Quality were funded in FY22, this division would receive \$664 additional dollars per student.*



From 2008-09 to 2018-19, the state's share of total funding has **increased**.



Did you know...

...that a **one-cent increase** in Colonial Heights's property tax rate can raise about **\$163,700**?

...that, in 2019-2020, Colonial Heights invested **115.4% above** what is required by localities in the state's primary funding formula?

