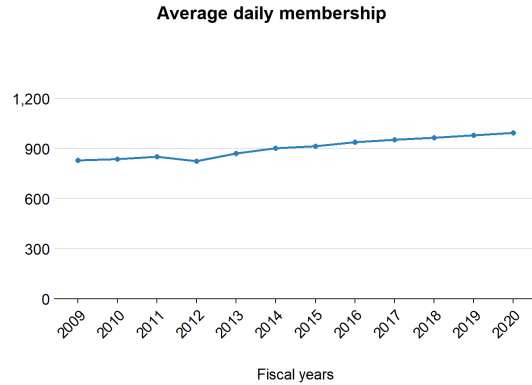


# Covington City Public Schools

This profile shows the most recent data available from the 2019-2020 school year and highlights demographics, staffing, and funding for Covington City Public Schools.

## Students

Enrollment growth between 2008-2009 to 2019-2020 has gone **up** by **19.7%**.



Here are additional characteristics of students that go to Covington City Public Schools, compared to the state overall.

	Locality	State
School-age children living in poverty	20.4%	12.3%
English learners	NA	9.0%
Eligible for IDEA services	18.7%	13.5%
Eligible for free or reduced-price lunch	CEP	45.6%

## Staffing

Compared to 2008-2009, there are now fewer staff per student in Covington City Public Schools.

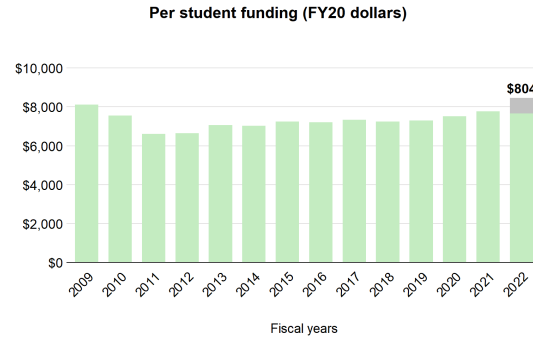
In 2018-2019, there were:

- 13 fewer teachers and instructors
- 12 fewer support staff
- 2 fewer school counselors and librarians
- 6 fewer teacher aides
- 1 fewer principals and assistant principals

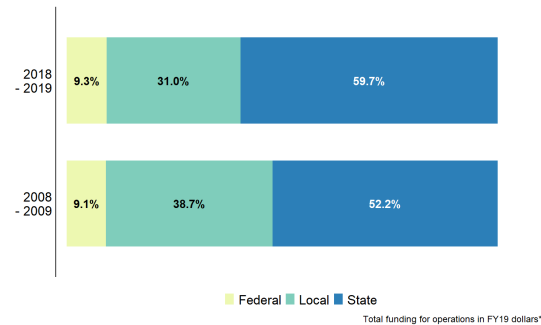
That's **35 fewer** staff overall, compared to **124 more** students.

## Funding

In Covington City Public Schools, state direct aid per student has **decreased** by **5.7%**, adjusted for inflation. *If the revised Standards of Quality were funded in FY22, this division would receive \$804 additional dollars per student.*



From 2008-09 to 2018-19, the state's share of total funding has **increased**.



Did you know...

...that a **one-cent increase** in Covington's property tax rate can raise about **\$28,700**?

...that, in 2019-2020, Covington invested **46.2% above** what is required by localities in the state's primary funding formula?

