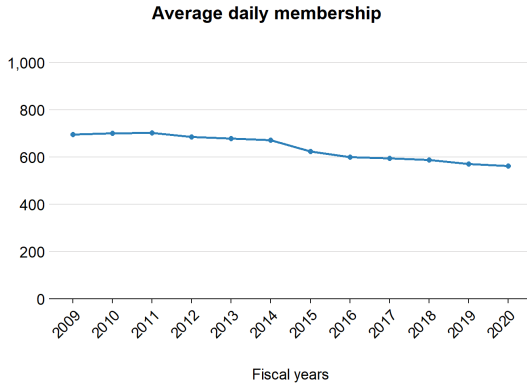


Craig County Public Schools

This profile shows the most recent data available from the 2019-2020 school year and highlights demographics, staffing, and funding for Craig County Public Schools.

Students

Enrollment growth between 2008-2009 to 2019-2020 has gone **down** by **19.1%**.



Here are additional characteristics of students that go to Craig County Public Schools, compared to the state overall.

	Locality	State
School-age children living in poverty	17.6%	12.3%
English learners	NA	9.0%
Eligible for IDEA services	23.8%	13.5%
Eligible for free or reduced-price lunch	54.5%	45.6%

Staffing

Compared to 2008-2009, there are now more staff per student in Craig County Public Schools.

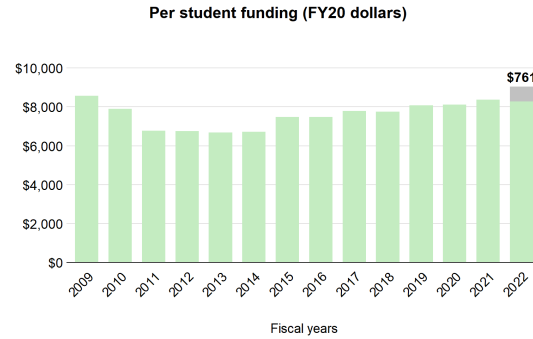
In 2018-2019, there were:

- 9 fewer teachers and instructors
- 9 more support staff
- 0 more school counselors and librarians
- 1 fewer teacher aides
- 0 more principals and assistant principals

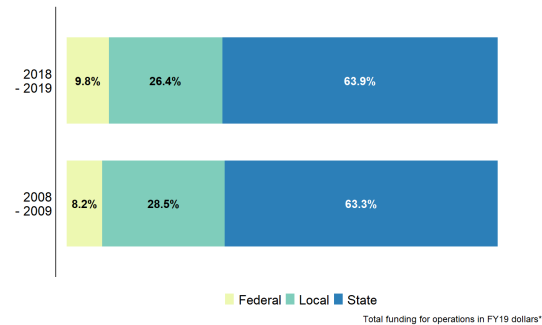
That's **2 fewer** staff overall, compared to **112 fewer** students.

Funding

In Craig County Public Schools, state direct aid per student has **decreased** by **3.5%**, adjusted for inflation. *If the revised Standards of Quality were funded in FY22, this division would receive \$761 additional dollars per student.*



From 2008-09 to 2018-19, the state's share of total funding has **increased**.



Did you know...

...that a **one-cent increase** in Craig's property tax rate can raise about **\$51,200**?

...that, in 2019-2020, Craig invested **19.0%** **above** what is required by localities in the state's primary funding formula?

