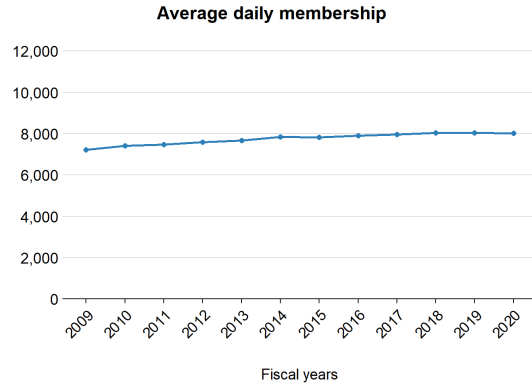


Culpeper County Public Schools

This profile shows the most recent data available from the 2019-2020 school year and highlights demographics, staffing, and funding for Culpeper County Public Schools.

Students

Enrollment growth between 2008-2009 to 2019-2020 has gone **up** by **11.2%**.



Here are additional characteristics of students that go to Culpeper County Public Schools, compared to the state overall.

	Locality	State
School-age children living in poverty	10.6%	12.3%
English learners	11.0%	9.0%
Eligible for IDEA services	10.8%	13.5%
Eligible for free or reduced-price lunch	47.3%	45.6%

Staffing

Compared to 2008-2009, there are now fewer staff per student in Culpeper County Public Schools.

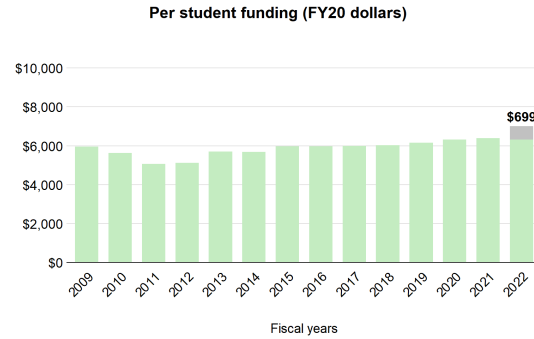
In 2018-2019, there were:

- 76 more teachers and instructors
- 12 more support staff
- 2 fewer school counselors and librarians
- 20 more teacher aides
- 0 more principals and assistant principals

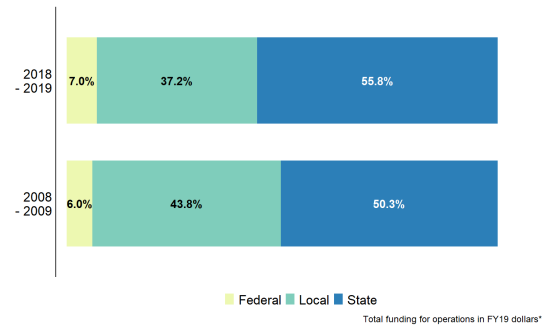
That's **106 more** staff overall, compared to **847 more** students.

Funding

In Culpeper County Public Schools, state direct aid per student has **increased** by **6%**, adjusted for inflation. *If the revised Standards of Quality were funded in FY22, this division would receive \$699 additional dollars per student.*



From 2008-09 to 2018-19, the state's share of total funding has **increased**.



Did you know...

...that a **one-cent increase** in Culpeper's property tax rate can raise about **\$509,400**?

...that, in 2019-2020, Culpeper invested **53.8%** **above** what is required by localities in the state's primary funding formula?

