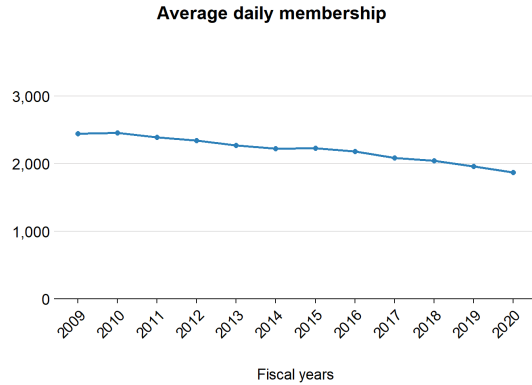


Dickenson County Public Schools

This profile shows the most recent data available from the 2019-2020 school year and highlights demographics, staffing, and funding for Dickenson County Public Schools.

Students

Enrollment growth between 2008-2009 to 2019-2020 has gone **down** by **23.4%**.



Here are additional characteristics of students that go to Dickenson County Public Schools, compared to the state overall.

	Locality	State
School-age children living in poverty	24.7%	12.3%
English learners	NA	9.0%
Eligible for IDEA services	16.3%	13.5%
Eligible for free or reduced-price lunch	CEP	45.6%

Staffing

Compared to 2008-2009, there are now more staff per student in Dickenson County Public Schools.

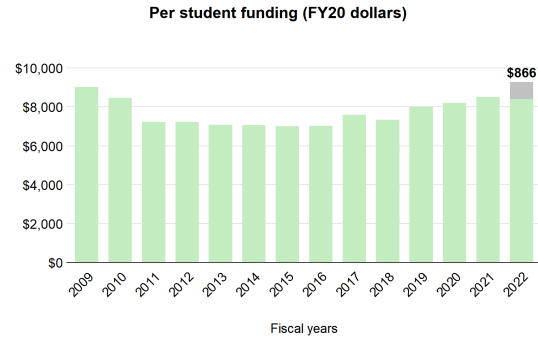
In 2018-2019, there were:

- 50 fewer teachers and instructors
- 2 fewer support staff
- 4 fewer school counselors and librarians
- 17 more teacher aides
- 2 fewer principals and assistant principals

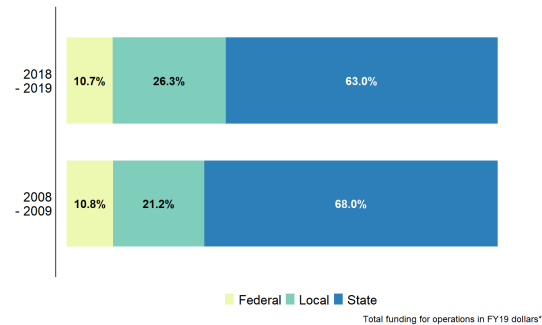
That's **42 fewer** staff overall, compared to **389 fewer** students.

Funding

In Dickenson County Public Schools, state direct aid per student has **decreased** by **6.8%**, adjusted for inflation. *If the revised Standards of Quality were funded in FY22, this division would receive \$866 additional dollars per student.*



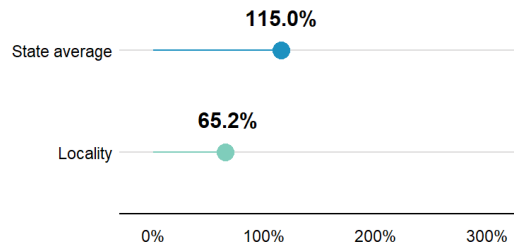
From 2008-09 to 2018-19, the state's share of total funding has **decreased**.



Did you know...

...that a **one-cent increase** in Dickenson's property tax rate can raise about **\$134,400**?

...that, in 2019-2020, Dickenson invested **65.2% above** what is required by localities in the state's primary funding formula?



Sources: Virginia Department of Education, U.S. Census Bureau
 NA = data not available for given locality.
 CEP = Division qualifies for the community eligibility provision.

