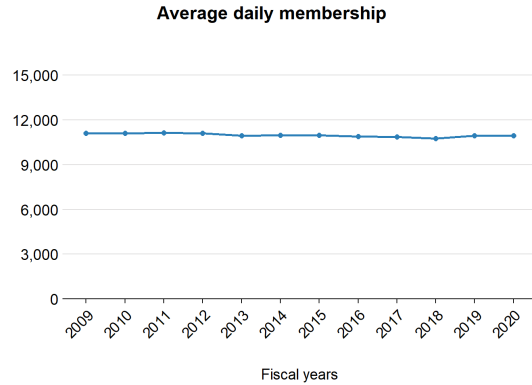


Fauquier County Public Schools

This profile shows the most recent data available from the 2019-2020 school year and highlights demographics, staffing, and funding for Fauquier County Public Schools.

Students

Enrollment growth between 2008-2009 to 2019-2020 has gone **down** by **1.3%**.



Here are additional characteristics of students that go to Fauquier County Public Schools, compared to the state overall.

	Locality	State
School-age children living in poverty	5.7%	12.3%
English learners	6.3%	9.0%
Eligible for IDEA services	14.2%	13.5%
Eligible for free or reduced-price lunch	CEP	45.6%

Staffing

Compared to 2008-2009, there are now more staff per student in Fauquier County Public Schools.

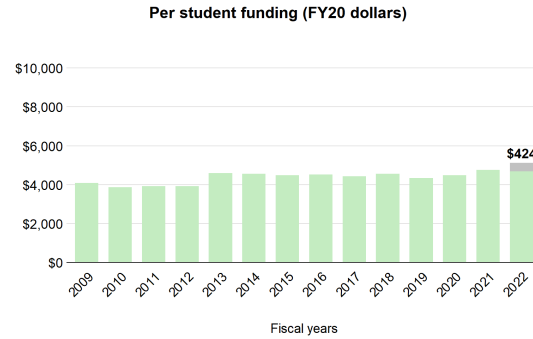
In 2018-2019, there were:

- 55 more teachers and instructors
- 36 more support staff
- 2 more school counselors and librarians
- 13 fewer teacher aides
- 4 fewer principals and assistant principals

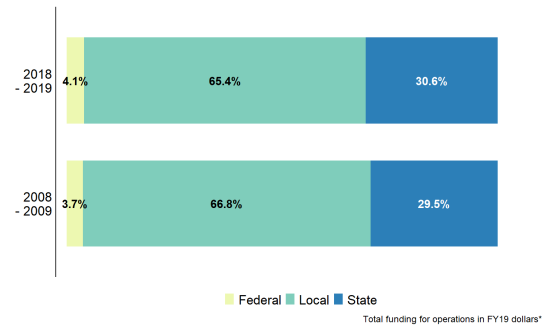
That's **76 more** staff overall, compared to **247 fewer** students.

Funding

In Fauquier County Public Schools, state direct aid per student has **increased** by **15%**, adjusted for inflation. *If the revised Standards of Quality were funded in FY22, this division would receive \$424 additional dollars per student.*



From 2008-09 to 2018-19, the state's share of total funding has **increased**.



Did you know...

...that a **one-cent increase** in Fauquier's property tax rate can raise about **\$1,193,500**?

...that, in 2019-2020, Fauquier invested **96.8%** **above** what is required by localities in the state's primary funding formula?

