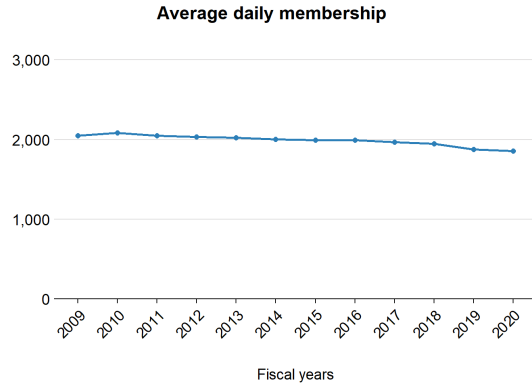


# Floyd County Public Schools

This profile shows the most recent data available from the 2019-2020 school year and highlights demographics, staffing, and funding for Floyd County Public Schools.

## Students

Enrollment growth between 2008-2009 to 2019-2020 has gone **down** by **9.5%**.



Here are additional characteristics of students that go to Floyd County Public Schools, compared to the state overall.

	Locality	State
School-age children living in poverty	15.0%	12.3%
English learners	2.0%	9.0%
Eligible for IDEA services	14.5%	13.5%
Eligible for free or reduced-price lunch	47.2%	45.6%

## Staffing

Compared to 2008-2009, there are now more staff per student in Floyd County Public Schools.

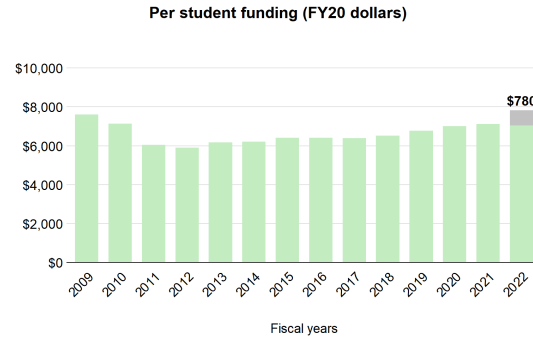
In 2018-2019, there were:

- 8 more teachers and instructors
- 6 fewer support staff
- 2 fewer school counselors and librarians
- 5 fewer teacher aides
- 1 more principals and assistant principals

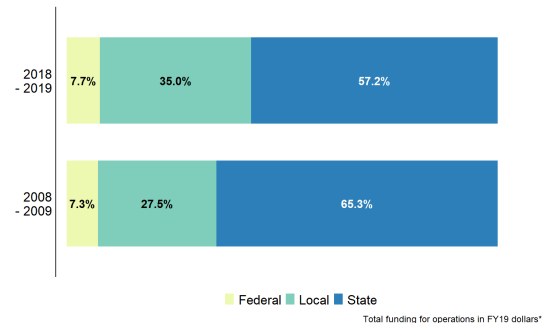
That's **4 fewer** staff overall, compared to **128 fewer** students.

## Funding

In Floyd County Public Schools, state direct aid per student has **decreased** by **7.3%**, adjusted for inflation. *If the revised Standards of Quality were funded in FY22, this division would receive \$780 additional dollars per student.*



From 2008-09 to 2018-19, the state's share of total funding has **decreased**.



Did you know...

...that a **one-cent increase** in Floyd's property tax rate can raise about **\$158,900**?

...that, in 2019-2020, Floyd invested **69.6%** **above** what is required by localities in the state's primary funding formula?

