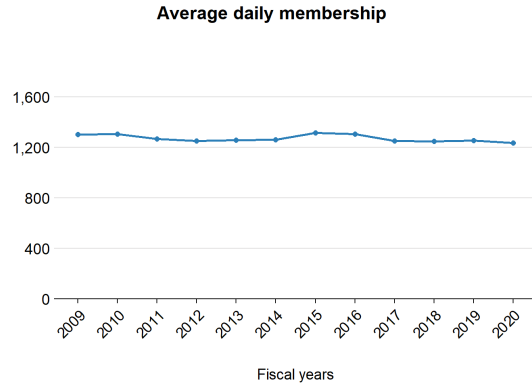


# Galax City Public Schools

This profile shows the most recent data available from the 2019-2020 school year and highlights demographics, staffing, and funding for Galax City Public Schools.

## Students

Enrollment growth between 2008-2009 to 2019-2020 has gone **down** by **5.2%**.



Here are additional characteristics of students that go to Galax City Public Schools, compared to the state overall.

	Locality	State
School-age children living in poverty	31.8%	12.3%
English learners	13.7%	9.0%
Eligible for IDEA services	13.3%	13.5%
Eligible for free or reduced-price lunch	64.2%	45.6%

## Staffing

Compared to 2008-2009, there are now fewer staff per student in Galax City Public Schools.

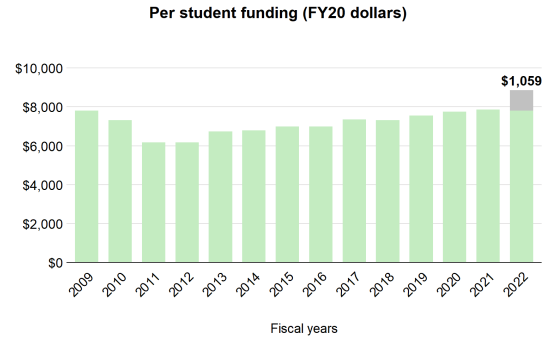
In 2018-2019, there were:

- 3 fewer teachers and instructors
- 2 more support staff
- 1 fewer school counselors and librarians
- 2 more teacher aides
- 0 more principals and assistant principals

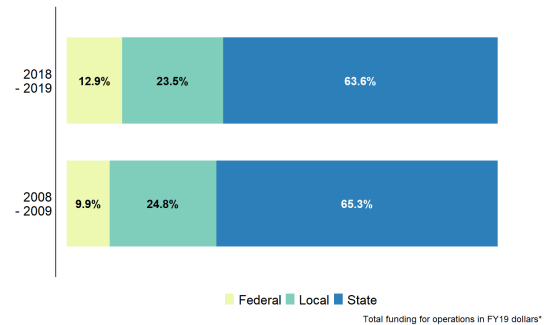
That's **1 fewer** staff overall, compared to **22 more** students.

## Funding

In Galax City Public Schools, state direct aid per student has **decreased** by **0.1%**, adjusted for inflation. *If the revised Standards of Quality were funded in FY22, this division would receive \$1,059 additional dollars per student.*



From 2008-09 to 2018-19, the state's share of total funding has **decreased**.



Did you know...

...that a **one-cent increase** in Galax's property tax rate can raise about **\$44,600**?

...that, in 2019-2020, Galax invested **33.5% above** what is required by localities in the state's primary funding formula?

