

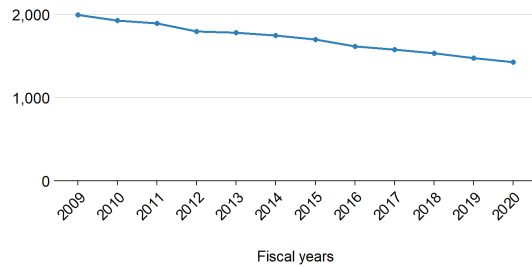
Grayson County Public Schools

This profile shows the most recent data available from the 2019-2020 school year and highlights demographics, staffing, and funding for Grayson County Public Schools.

Students

Enrollment growth between 2008-2009 to 2019-2020 has gone **down** by **28.5%**.

Average daily membership



Here are additional characteristics of students that go to Grayson County Public Schools, compared to the state overall.

	Locality	State
School-age children living in poverty	24.7%	12.3%
English learners	1.1%	9.0%
Eligible for IDEA services	17.2%	13.5%
Eligible for free or reduced-price lunch	CEP	45.6%

Staffing

Compared to 2008-2009, there are now more staff per student in Grayson County Public Schools.

In 2018-2019, there were:

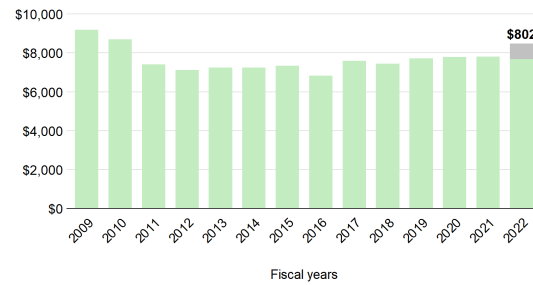
- 48 fewer teachers and instructors
- 1 fewer support staff
- 4 fewer school counselors and librarians
- 10 fewer teacher aides
- 2 fewer principals and assistant principals

That's **66 fewer** staff overall, compared to **511 fewer** students.

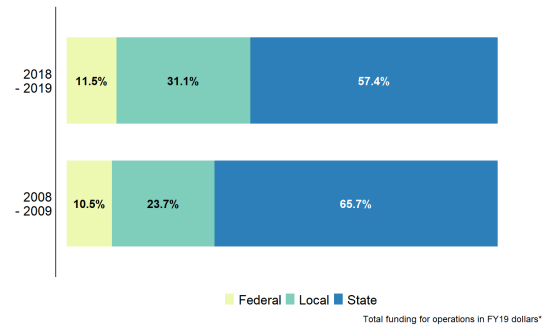
Funding

In Grayson County Public Schools, state direct aid per student has **decreased** by **16.4%**, adjusted for inflation. *If the revised Standards of Quality were funded in FY22, this division would receive \$802 additional dollars per student.*

Per student funding (FY20 dollars)



From 2008-09 to 2018-19, the state's share of total funding has **decreased**.



Did you know...

...that a **one-cent increase** in Grayson's property tax rate can raise about **\$166,500**?

...that, in 2019-2020, Grayson invested **46.6% above** what is required by localities in the state's primary funding formula?

