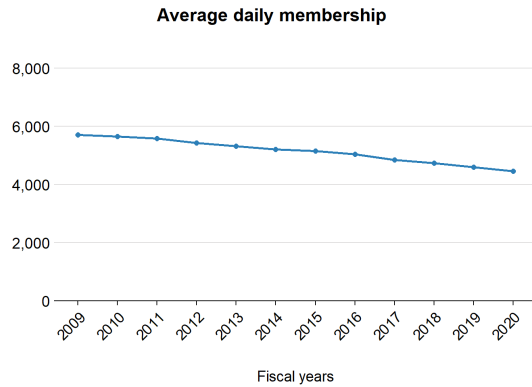


Halifax County Public Schools

This profile shows the most recent data available from the 2019-2020 school year and highlights demographics, staffing, and funding for Halifax County Public Schools.

Students

Enrollment growth between 2008-2009 to 2019-2020 has gone **down** by **21.8%**.



Here are additional characteristics of students that go to Halifax County Public Schools, compared to the state overall.

	Locality	State
School-age children living in poverty	22.8%	12.3%
English learners	1.0%	9.0%
Eligible for IDEA services	19.1%	13.5%
Eligible for free or reduced-price lunch	CEP	45.6%

Staffing

Compared to 2008-2009, there are now more staff per student in Halifax County Public Schools.

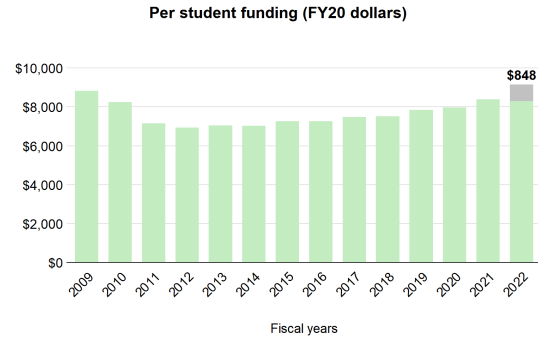
In 2018-2019, there were:

- 126 fewer teachers and instructors
- 42 fewer support staff
- 0 more school counselors and librarians
- 21 fewer teacher aides
- 4 fewer principals and assistant principals

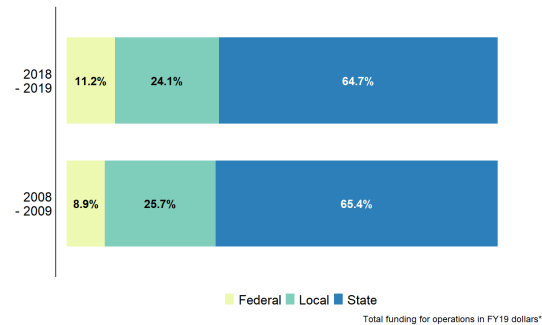
That's **193 fewer** staff overall, compared to **1,084 fewer** students.

Funding

In Halifax County Public Schools, state direct aid per student has **decreased** by **5.9%**, adjusted for inflation. *If the revised Standards of Quality were funded in FY22, this division would receive \$848 additional dollars per student.*



From 2008-09 to 2018-19, the state's share of total funding has **decreased**.



Did you know...

...that a **one-cent increase** in Halifax's property tax rate can raise about **\$262,100**?

...that, in 2019-2020, Halifax invested **11.4% above** what is required by localities in the state's primary funding formula?

