

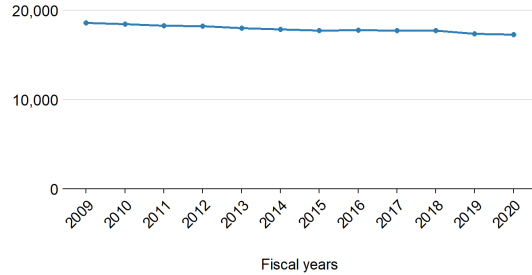
Hanover County Public Schools

This profile shows the most recent data available from the 2019-2020 school year and highlights demographics, staffing, and funding for Hanover County Public Schools.

Students

Enrollment growth between 2008-2009 to 2019-2020 has gone **down** by **7.1%**.

Average daily membership



Here are additional characteristics of students that go to Hanover County Public Schools, compared to the state overall.

	Locality	State
School-age children living in poverty	4.7%	12.3%
English learners	1.6%	9.0%
Eligible for IDEA services	14.2%	13.5%
Eligible for free or reduced-price lunch	22.6%	45.6%

Staffing

Compared to 2008-2009, there are now fewer staff per student in Hanover County Public Schools.

In 2018-2019, there were:

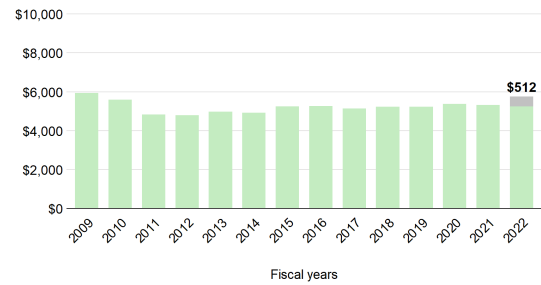
- 178 fewer teachers and instructors
- 116 fewer support staff
- 32 fewer school counselors and librarians
- 50 fewer teacher aides
- 3 fewer principals and assistant principals

That's **379 fewer** staff overall, compared to **1,287 fewer** students.

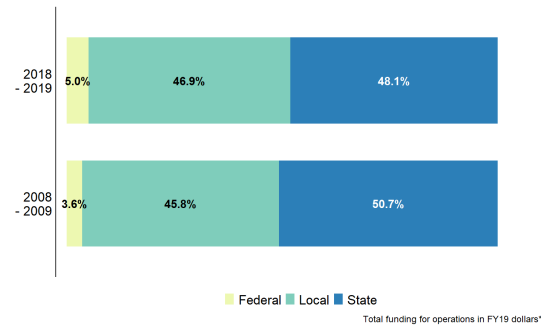
Funding

In Hanover County Public Schools, state direct aid per student has **decreased** by **11.9%**, adjusted for inflation. *If the revised Standards of Quality were funded in FY22, this division would receive \$512 additional dollars per student.*

Per student funding (FY20 dollars)



From 2008-09 to 2018-19, the state's share of total funding has **decreased**.



Did you know...

...that a **one-cent increase** in Hanover's property tax rate can raise about **\$1,448,300**?

...that, in 2019-2020, Hanover invested **65.3% above** what is required by localities in the state's primary funding formula?

