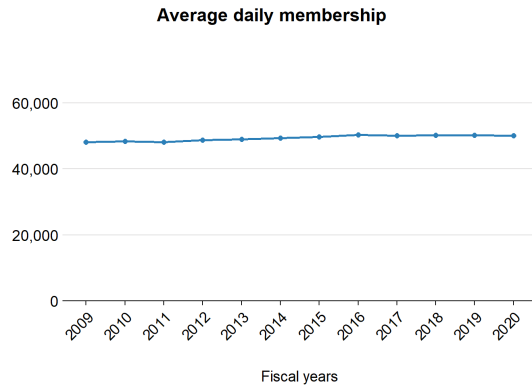


Henrico County Public Schools

This profile shows the most recent data available from the 2019-2020 school year and highlights demographics, staffing, and funding for Henrico County Public Schools.

Students

Enrollment growth between 2008-2009 to 2019-2020 has gone **up** by **4.2%**.



Here are additional characteristics of students that go to Henrico County Public Schools, compared to the state overall.

	Locality	State
School-age children living in poverty	11.7%	12.3%
English learners	6.8%	9.0%
Eligible for IDEA services	12.9%	13.5%
Eligible for free or reduced-price lunch	CEP	45.6%

Staffing

Compared to 2008-2009, there are now more staff per student in Henrico County Public Schools.

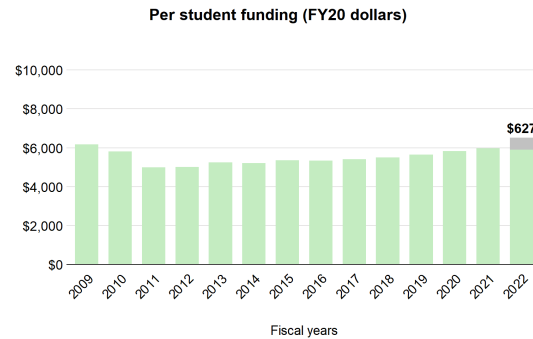
In 2018-2019, there were:

- 427 more teachers and instructors
- 189 more support staff
- 10 more school counselors and librarians
- 1 more teacher aides
- 43 more principals and assistant principals

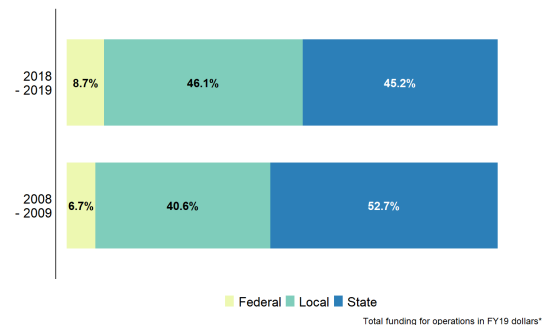
That's **670 more** staff overall, compared to **3,274 more** students.

Funding

In Henrico County Public Schools, state direct aid per student has **decreased** by **4.5%**, adjusted for inflation. *If the revised Standards of Quality were funded in FY22, this division would receive \$627 additional dollars per student.*



From 2008-09 to 2018-19, the state's share of total funding has **decreased**.



Did you know...

...that a **one-cent increase** in Henrico's property tax rate can raise about **\$3,789,400**?

...that, in 2019-2020, Henrico invested **86.3%** **above** what is required by localities in the state's primary funding formula?

