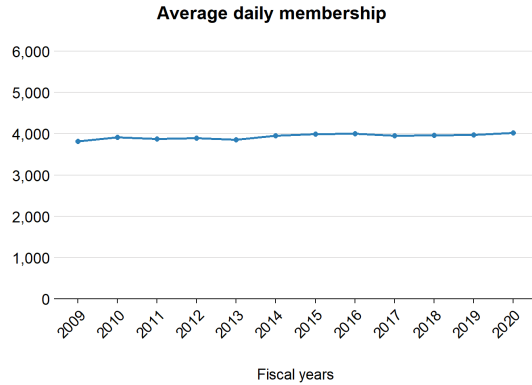


# Hopewell City Public Schools

This profile shows the most recent data available from the 2019-2020 school year and highlights demographics, staffing, and funding for Hopewell City Public Schools.

## Students

Enrollment growth between 2008-2009 to 2019-2020 has gone **up** by **5.3%**.



Here are additional characteristics of students that go to Hopewell City Public Schools, compared to the state overall.

	Locality	State
School-age children living in poverty	28.9%	12.3%
English learners	3.5%	9.0%
Eligible for IDEA services	17.4%	13.5%
Eligible for free or reduced-price lunch	CEP	45.6%

## Staffing

Compared to 2008-2009, there are now more staff per student in Hopewell City Public Schools.

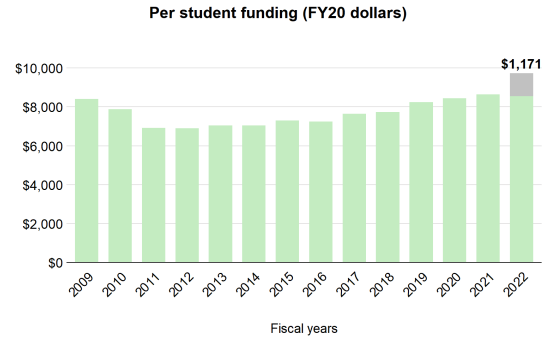
In 2018-2019, there were:

- 34 more teachers and instructors
- 16 more support staff
- 1 fewer school counselors and librarians
- 15 more teacher aides
- 1 fewer principals and assistant principals

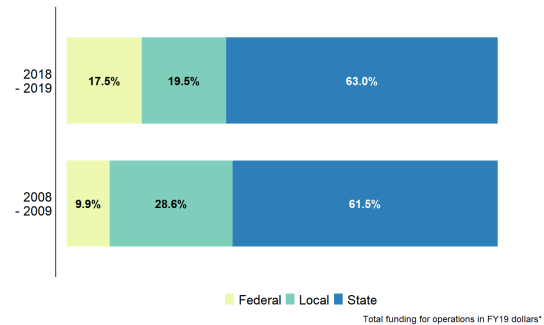
That's **62 more** staff overall, compared to **138 more** students.

## Funding

In Hopewell City Public Schools, state direct aid per student has **increased** by **1.6%**, adjusted for inflation. *If the revised Standards of Quality were funded in FY22, this division would receive \$1,171 additional dollars per student.*



From 2008-09 to 2018-19, the state's share of total funding has **increased**.



Did you know...

...that a **one-cent increase** in Hopewell's property tax rate can raise about **\$133,200**?

...that, in 2019-2020, Hopewell invested **82.2% above** what is required by localities in the state's primary funding formula?

