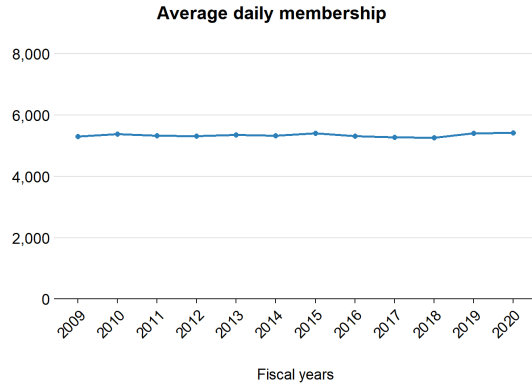


Isle Of Wight County Schools

This profile shows the most recent data available from the 2019-2020 school year and highlights demographics, staffing, and funding for Isle Of Wight County Schools.

Students

Enrollment growth between 2008-2009 to 2019-2020 has gone **up** by **2.1%**.



Here are additional characteristics of students that go to Isle Of Wight County Schools, compared to the state overall.

| | Locality | State |
|--|----------|-------|
| School-age children living in poverty | 14.5% | 12.3% |
| English learners | 1.0% | 9.0% |
| Eligible for IDEA services | 12.9% | 13.5% |
| Eligible for free or reduced-price lunch | 34.7% | 45.6% |

Staffing

Compared to 2008-2009, there are now fewer staff per student in Isle Of Wight County Schools.

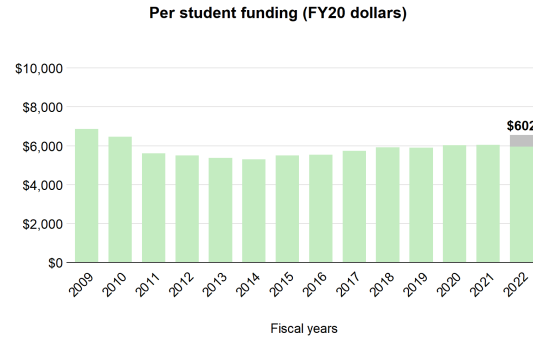
In 2018-2019, there were:

- 47 fewer teachers and instructors
- 67 fewer support staff
- 1 more school counselors and librarians
- 3 more teacher aides
- 0 more principals and assistant principals

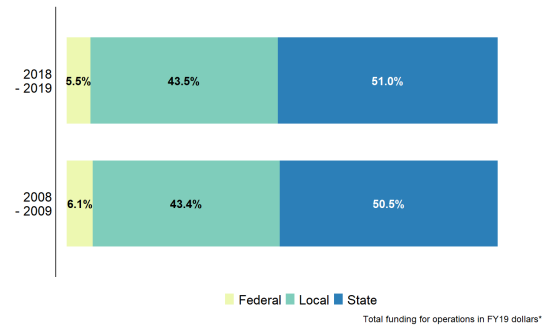
That's **111 fewer** staff overall, compared to **132 more** students.

Funding

In Isle Of Wight County Schools, state direct aid per student has **decreased** by **13.2%**, adjusted for inflation. *If the revised Standards of Quality were funded in FY22, this division would receive \$602 additional dollars per student.*



From 2008-09 to 2018-19, the state's share of total funding has **increased**.



Did you know...

...that a **one-cent increase** in Isle Of Wight's property tax rate can raise about **\$446,100**?

...that, in 2019-2020, Isle Of Wight invested **69.6% above** what is required by localities in the state's primary funding formula?

