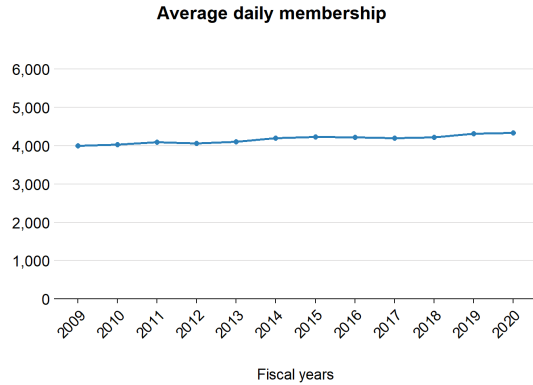


# King George County Schools

This profile shows the most recent data available from the 2019-2020 school year and highlights demographics, staffing, and funding for King George County Schools.

## Students

Enrollment growth between 2008-2009 to 2019-2020 has gone **up** by **8.5%**.



Here are additional characteristics of students that go to King George County Schools, compared to the state overall.

	Locality	State
School-age children living in poverty	6.9%	12.3%
English learners	0.9%	9.0%
Eligible for IDEA services	13.0%	13.5%
Eligible for free or reduced-price lunch	30.0%	45.6%

## Staffing

Compared to 2008-2009, there are now more staff per student in King George County Schools.

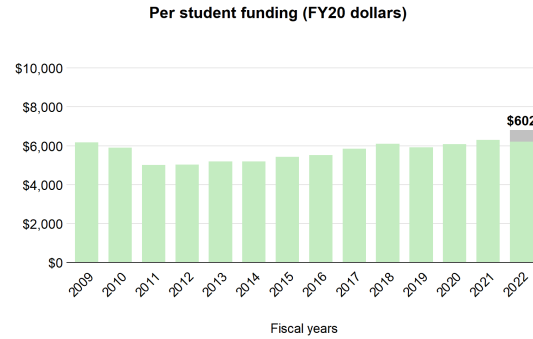
In 2018-2019, there were:

- 44 more teachers and instructors
- 6 more support staff
- 2 more school counselors and librarians
- 2 fewer teacher aides
- 0 more principals and assistant principals

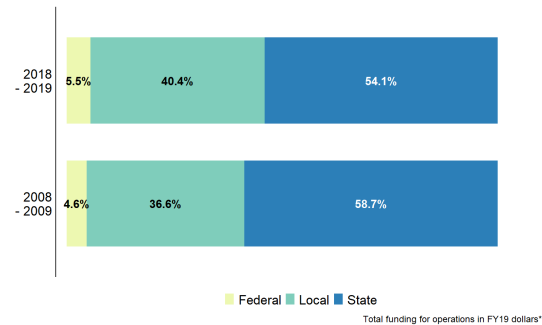
That's **50 more** staff overall, compared to **291 more** students.

## Funding

In King George County Schools, state direct aid per student has **increased** by **0.7%**, adjusted for inflation. *If the revised Standards of Quality were funded in FY22, this division would receive \$602 additional dollars per student.*



From 2008-09 to 2018-19, the state's share of total funding has **decreased**.



Did you know...

...that a **one-cent increase** in King George's property tax rate can raise about **\$275,600**?

...that, in 2019-2020, King George invested **50.7% above** what is required by localities in the state's primary funding formula?

