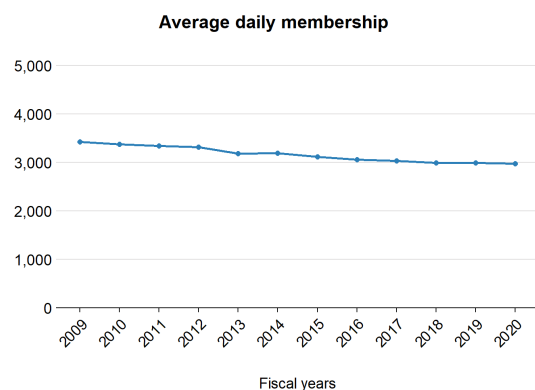


Lee County Public Schools

This profile shows the most recent data available from the 2019-2020 school year and highlights demographics, staffing, and funding for Lee County Public Schools.

Students

Enrollment growth between 2008-2009 to 2019-2020 has gone **down** by **13%**.



Here are additional characteristics of students that go to Lee County Public Schools, compared to the state overall.

	Locality	State
School-age children living in poverty	33.0%	12.3%
English learners	NA	9.0%
Eligible for IDEA services	16.7%	13.5%
Eligible for free or reduced-price lunch	CEP	45.6%

Staffing

Compared to 2008-2009, there are now fewer staff per student in Lee County Public Schools.

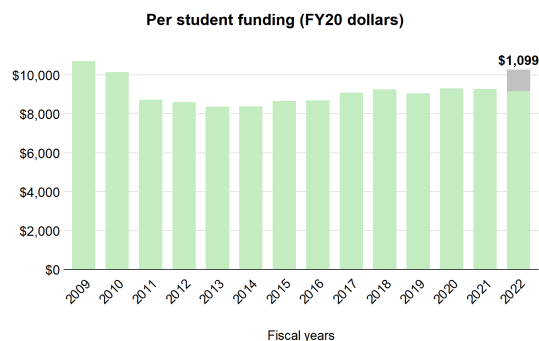
In 2018-2019, there were:

- 86 fewer teachers and instructors
- 7 fewer support staff
- 5 fewer school counselors and librarians
- 4 fewer teacher aides
- 3 fewer principals and assistant principals

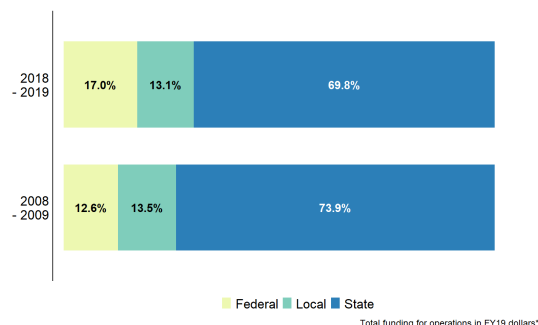
That's **104 fewer** staff overall, compared to **434 fewer** students.

Funding

In Lee County Public Schools, state direct aid per student has **decreased** by **14.4%**, adjusted for inflation. *If the revised Standards of Quality were funded in FY22, this division would receive \$1,099 additional dollars per student.*



From 2008-09 to 2018-19, the state's share of total funding has **decreased**.



Did you know...

...that a **one-cent increase** in Lee's property tax rate can raise about **\$96,100**?

...that, in 2019-2020, Lee invested **37.2% above** what is required by localities in the state's primary funding formula?

