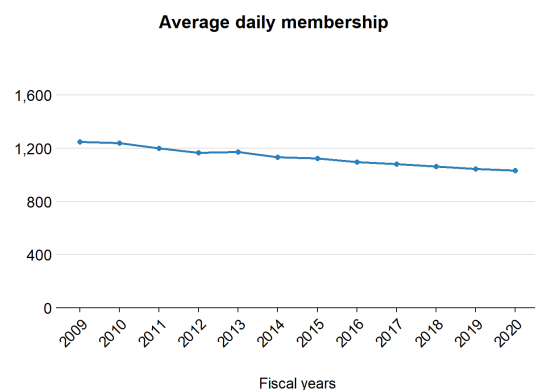


Mathews County Public Schools

This profile shows the most recent data available from the 2019-2020 school year and highlights demographics, staffing, and funding for Mathews County Public Schools.

Students

Enrollment growth between 2008-2009 to 2019-2020 has gone **down** by **17.3%**.



Here are additional characteristics of students that go to Mathews County Public Schools, compared to the state overall.

	Locality	State
School-age children living in poverty	14.7%	12.3%
English learners	NA	9.0%
Eligible for IDEA services	16.0%	13.5%
Eligible for free or reduced-price lunch	45.6%	45.6%

Staffing

Compared to 2008-2009, there are now fewer staff per student in Mathews County Public Schools.

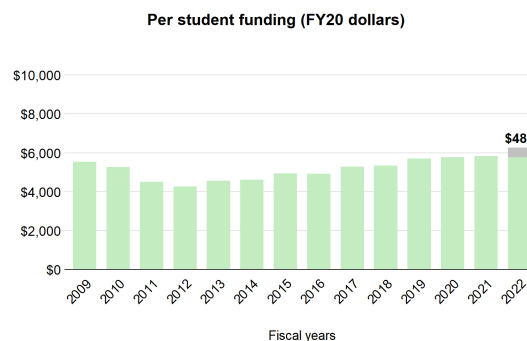
In 2018-2019, there were:

- 15 fewer teachers and instructors
- 7 fewer support staff
- 1 fewer school counselors and librarians
- 28 fewer teacher aides
- 1 fewer principals and assistant principals

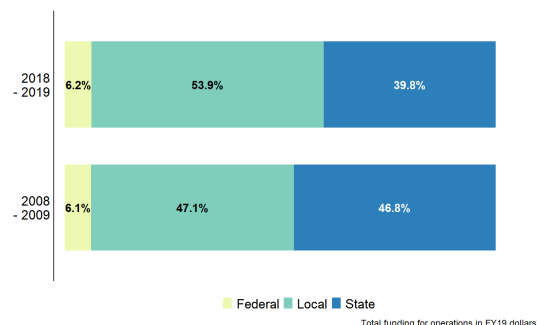
That's **53 fewer** staff overall, compared to **193 fewer** students.

Funding

In Mathews County Public Schools, state direct aid per student has **increased** by **4.4%**, adjusted for inflation. *If the revised Standards of Quality were funded in FY22, this division would receive \$486 additional dollars per student.*



From 2008-09 to 2018-19, the state's share of total funding has **decreased**.



Did you know...

...that a **one-cent increase** in Mathews's property tax rate can raise about **\$169,600**?

...that, in 2019-2020, Mathews invested **115.0% above** what is required by localities in the state's primary funding formula?

