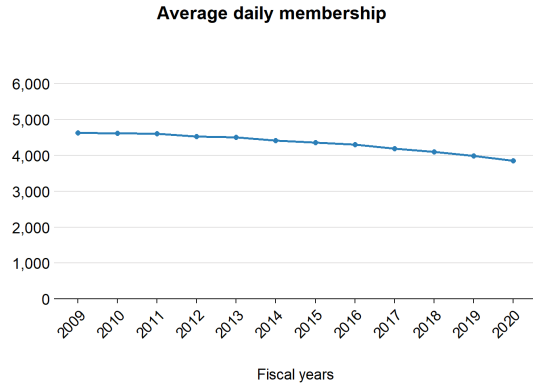


Mecklenburg County Public Schools

This profile shows the most recent data available from the 2019-2020 school year and highlights demographics, staffing, and funding for Mecklenburg County Public Schools.

Students

Enrollment growth between 2008-2009 to 2019-2020 has gone **down** by **16.8%**.



Here are additional characteristics of students that go to Mecklenburg County Public Schools, compared to the state overall.

	Locality	State
School-age children living in poverty	22.6%	12.3%
English learners	1.2%	9.0%
Eligible for IDEA services	11.7%	13.5%
Eligible for free or reduced-price lunch	CEP	45.6%

Staffing

Compared to 2008-2009, there are now more staff per student in Mecklenburg County Public Schools.

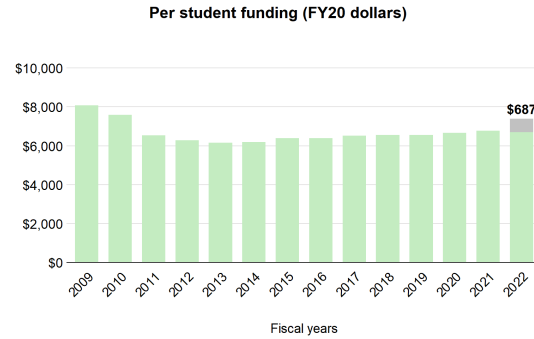
In 2018-2019, there were:

- 48 fewer teachers and instructors
- 33 fewer support staff
- 3 fewer school counselors and librarians
- 0 more teacher aides
- 1 more principals and assistant principals

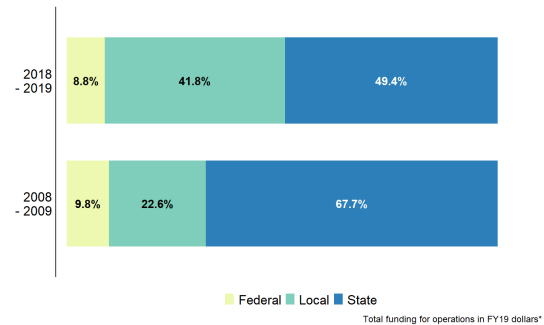
That's **83 fewer** staff overall, compared to **524 fewer** students.

Funding

In Mecklenburg County Public Schools, state direct aid per student has **decreased** by **17.1%**, adjusted for inflation. *If the revised Standards of Quality were funded in FY22, this division would receive \$687 additional dollars per student.*



From 2008-09 to 2018-19, the state's share of total funding has **decreased**.



Did you know...

...that a **one-cent increase** in Mecklenburg's property tax rate can raise about **\$428,400**?

...that, in 2019-2020, Mecklenburg invested **203.3% above** what is required by localities in the state's primary funding formula?

