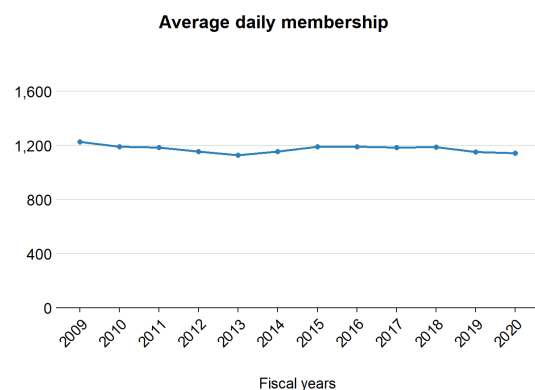


Middlesex County Public Schools

This profile shows the most recent data available from the 2019-2020 school year and highlights demographics, staffing, and funding for Middlesex County Public Schools.

Students

Enrollment growth between 2008-2009 to 2019-2020 has gone **down** by **6.8%**.



Here are additional characteristics of students that go to Middlesex County Public Schools, compared to the state overall.

	Locality	State
School-age children living in poverty	22.2%	12.3%
English learners	2.1%	9.0%
Eligible for IDEA services	15.6%	13.5%
Eligible for free or reduced-price lunch	51.0%	45.6%

Staffing

Compared to 2008-2009, there are now fewer staff per student in Middlesex County Public Schools.

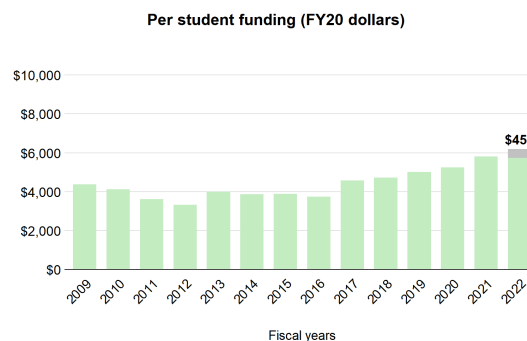
In 2018-2019, there were:

- 7 fewer teachers and instructors
- 11 fewer support staff
- 0 more school counselors and librarians
- 7 fewer teacher aides
- 1 more principals and assistant principals

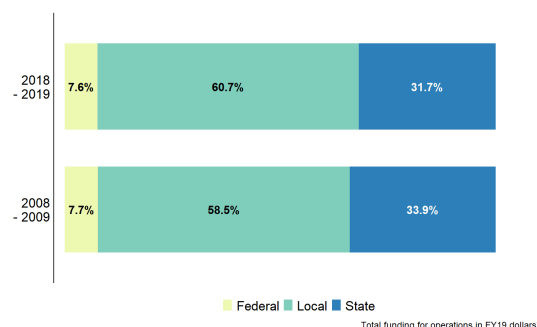
That's **23 fewer** staff overall, compared to **121 fewer** students.

Funding

In Middlesex County Public Schools, state direct aid per student has **increased** by **31.1%**, adjusted for inflation. *If the revised Standards of Quality were funded in FY22, this division would receive \$457 additional dollars per student.*



From 2008-09 to 2018-19, the state's share of total funding has **decreased**.



Did you know...

...that a **one-cent increase** in Middlesex's property tax rate can raise about **\$207,700**?

...that, in 2019-2020, Middlesex invested **86.4% above** what is required by localities in the state's primary funding formula?

