

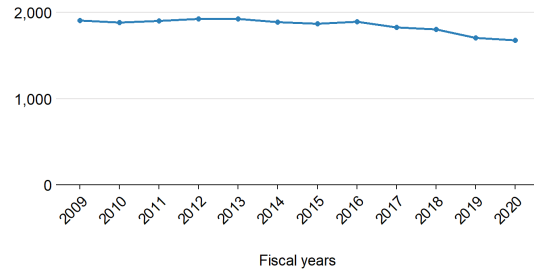
# Nelson County Public Schools

This profile shows the most recent data available from the 2019-2020 school year and highlights demographics, staffing, and funding for Nelson County Public Schools.

## Students

Enrollment growth between 2008-2009 to 2019-2020 has gone **down** by **12.2%**.

Average daily membership



Here are additional characteristics of students that go to Nelson County Public Schools, compared to the state overall.

	Locality	State
School-age children living in poverty	17.0%	12.3%
English learners	2.4%	9.0%
Eligible for IDEA services	15.0%	13.5%
Eligible for free or reduced-price lunch	51.6%	45.6%

## Staffing

Compared to 2008-2009, there are now more staff per student in Nelson County Public Schools.

In 2018-2019, there were:

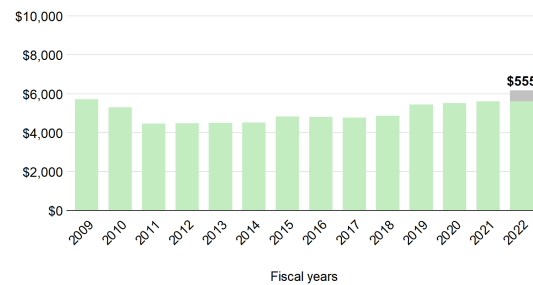
- 22 fewer teachers and instructors
- 13 fewer support staff
- 4 more school counselors and librarians
- 1 more teacher aides
- 0 more principals and assistant principals

That's **30 fewer** staff overall, compared to **162 fewer** students.

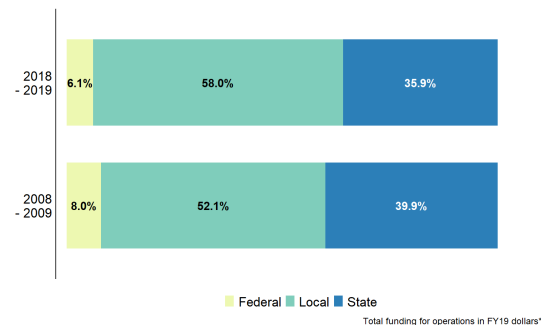
## Funding

In Nelson County Public Schools, state direct aid per student has **decreased** by **1.7%**, adjusted for inflation. *If the revised Standards of Quality were funded in FY22, this division would receive \$555 additional dollars per student.*

Per student funding (FY20 dollars)



From 2008-09 to 2018-19, the state's share of total funding has **decreased**.



Did you know...

...that a **one-cent increase** in Nelson's property tax rate can raise about **\$245,300**?

...that, in 2019-2020, Nelson invested **147.0%** **above** what is required by localities in the state's primary funding formula?

