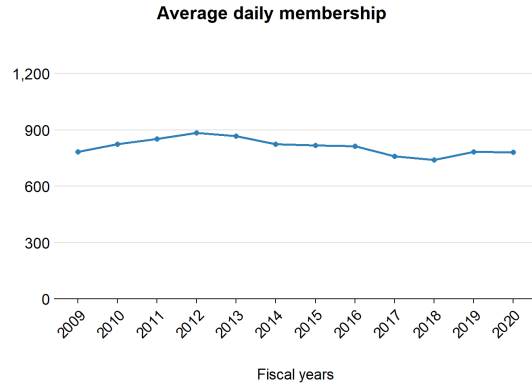


Norton City Schools

This profile shows the most recent data available from the 2019-2020 school year and highlights demographics, staffing, and funding for Norton City Schools.

Students

Enrollment growth between 2008-2009 to 2019-2020 has gone **down** by **0.3%**.



Here are additional characteristics of students that go to Norton City Schools, compared to the state overall.

	Locality	State
School-age children living in poverty	28.0%	12.3%
English learners	NA	9.0%
Eligible for IDEA services	14.1%	13.5%
Eligible for free or reduced-price lunch	CEP	45.6%

Staffing

Compared to 2008-2009, there are now fewer staff per student in Norton City Schools.

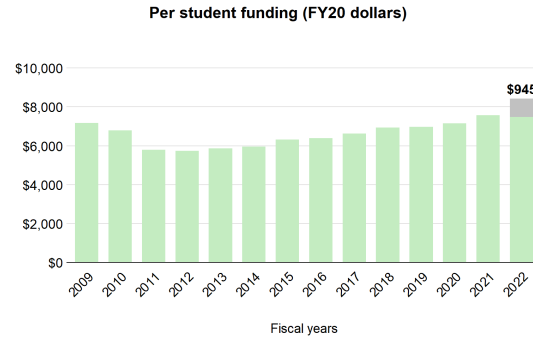
In 2018-2019, there were:

- 3 more teachers and instructors
- 2 fewer support staff
- 1 more school counselors and librarians
- 6 fewer teacher aides
- 0 more principals and assistant principals

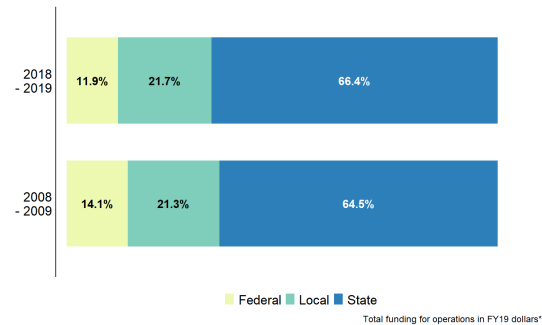
That's **4 fewer** staff overall, compared to **24 more** students.

Funding

In Norton City Schools, state direct aid per student has **increased** by **4.4%**, adjusted for inflation. *If the revised Standards of Quality were funded in FY22, this division would receive \$945 additional dollars per student.*



From 2008-09 to 2018-19, the state's share of total funding has **increased**.



Did you know...

...that a **one-cent increase** in Norton's property tax rate can raise about **\$23,400**?

...that, in 2019-2020, Norton invested **7.8% above** what is required by localities in the state's primary funding formula?

