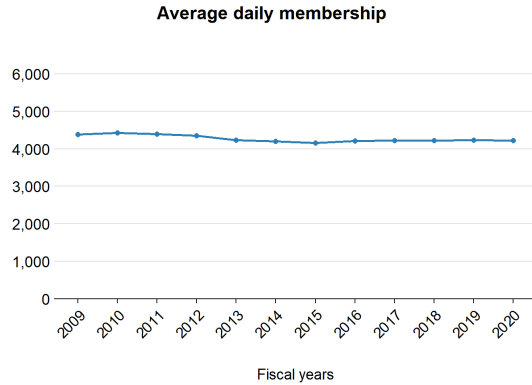


# Powhatan County Public Schools

This profile shows the most recent data available from the 2019-2020 school year and highlights demographics, staffing, and funding for Powhatan County Public Schools.

## Students

Enrollment growth between 2008-2009 to 2019-2020 has gone **down** by **3.7%**.



Here are additional characteristics of students that go to Powhatan County Public Schools, compared to the state overall.

	Locality	State
School-age children living in poverty	6.1%	12.3%
English learners	0.5%	9.0%
Eligible for IDEA services	12.6%	13.5%
Eligible for free or reduced-price lunch	20.1%	45.6%

## Staffing

Compared to 2008-2009, there are now fewer staff per student in Powhatan County Public Schools.

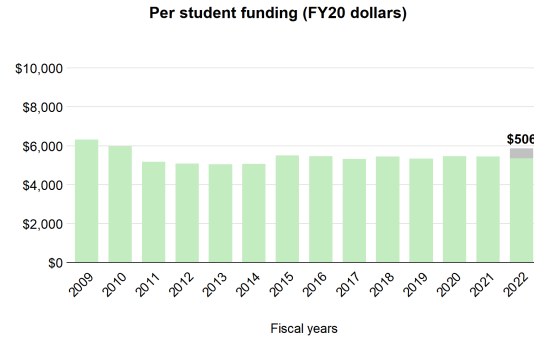
In 2018-2019, there were:

- 57 fewer teachers and instructors
- 58 fewer support staff
- 2 fewer school counselors and librarians
- 9 fewer teacher aides
- 1 more principals and assistant principals

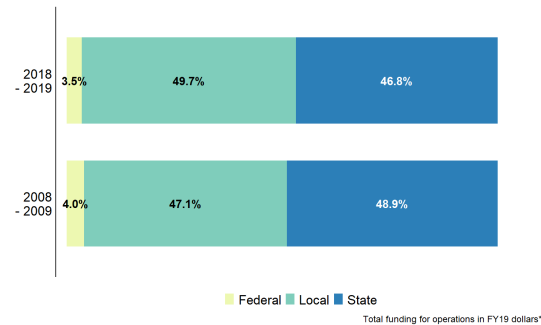
That's **124 fewer** staff overall, compared to **152 fewer** students.

## Funding

In Powhatan County Public Schools, state direct aid per student has **decreased** by **15.2%**, adjusted for inflation. *If the revised Standards of Quality were funded in FY22, this division would receive \$506 additional dollars per student.*



From 2008-09 to 2018-19, the state's share of total funding has **decreased**.



Did you know...

...that a **one-cent increase** in Powhatan's property tax rate can raise about **\$348,600**?

...that, in 2019-2020, Powhatan invested **85.1% above** what is required by localities in the state's primary funding formula?

