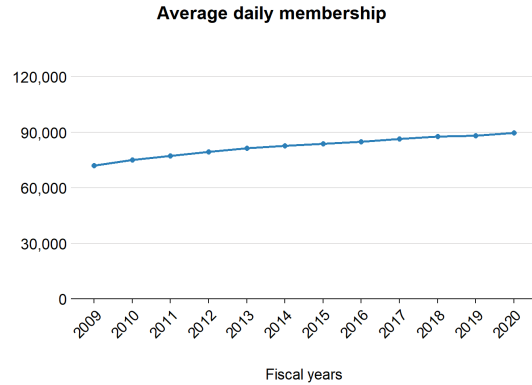


# Prince William County Public Schools

This profile shows the most recent data available from the 2019-2020 school year and highlights demographics, staffing, and funding for Prince William County Public Schools.

## Students

Enrollment growth between 2008-2009 to 2019-2020 has gone **up** by **24.6%**.



Here are additional characteristics of students that go to Prince William County Public Schools, compared to the state overall.

	Locality	State
School-age children living in poverty	7.6%	12.3%
English learners	17.3%	9.0%
Eligible for IDEA services	12.7%	13.5%
Eligible for free or reduced-price lunch	42.8%	45.6%

## Staffing

Compared to 2008-2009, there are now fewer staff per student in Prince William County Public Schools.

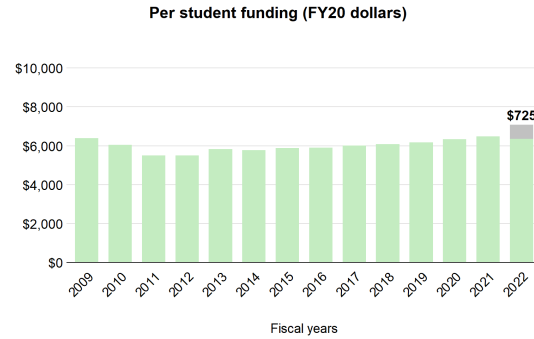
In 2018-2019, there were:

- 1,199 more teachers and instructors
- 60 more support staff
- 79 more school counselors and librarians
- 192 more teacher aides
- 58 more principals and assistant principals

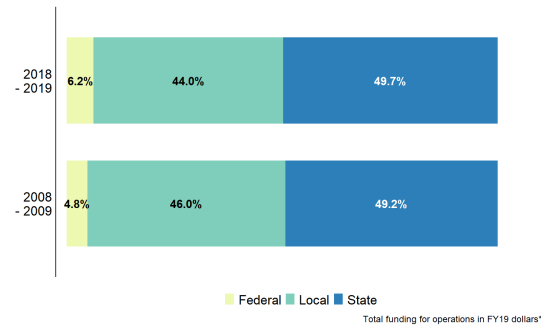
That's **1,587 more** staff overall, compared to **16,968 more** students.

## Funding

In Prince William County Public Schools, state direct aid per student has **decreased** by **0.8%**, adjusted for inflation. *If the revised Standards of Quality were funded in FY22, this division would receive \$725 additional dollars per student.*



From 2008-09 to 2018-19, the state's share of total funding has **increased**.



Did you know...

...that a **one-cent increase** in Prince William's property tax rate can raise about **\$5,941,000**?

...that, in 2019-2020, Prince William invested **104.3% above** what is required by localities in the state's primary funding formula?

