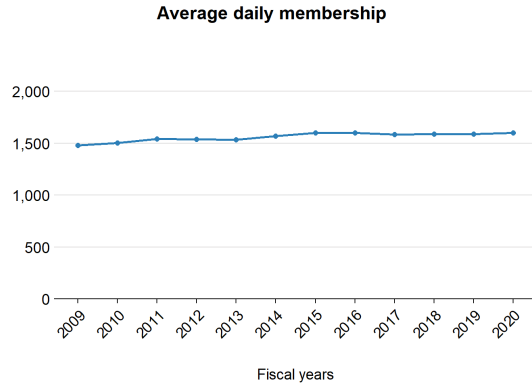


Radford City Schools

This profile shows the most recent data available from the 2019-2020 school year and highlights demographics, staffing, and funding for Radford City Schools.

Students

Enrollment growth between 2008-2009 to 2019-2020 has gone **up** by **8.3%**.



Here are additional characteristics of students that go to Radford City Schools, compared to the state overall.

	Locality	State
School-age children living in poverty	16.6%	12.3%
English learners	1.0%	9.0%
Eligible for IDEA services	13.0%	13.5%
Eligible for free or reduced-price lunch	44.8%	45.6%

Staffing

Compared to 2008-2009, there are now fewer staff per student in Radford City Schools.

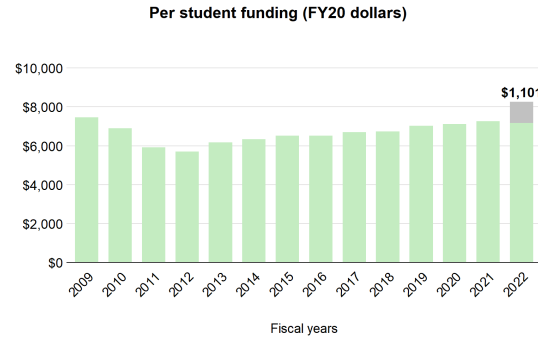
In 2018-2019, there were:

- 5 more teachers and instructors
- 3 more support staff
- 0 more school counselors and librarians
- 6 more teacher aides
- 1 more principals and assistant principals

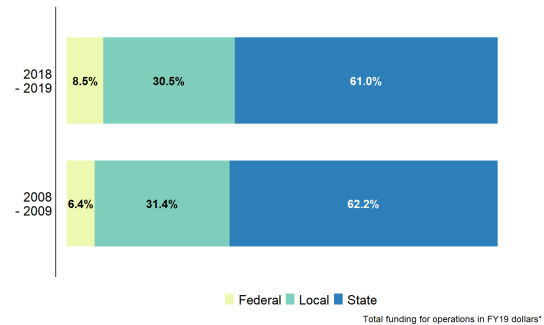
That's **16 more** staff overall, compared to **135 more** students.

Funding

In Radford City Schools, state direct aid per student has **decreased** by **4%**, adjusted for inflation. *If the revised Standards of Quality were funded in FY22, this division would receive \$1,101 additional dollars per student.*



From 2008-09 to 2018-19, the state's share of total funding has **decreased**.



Did you know...

...that a **one-cent increase** in Radford's property tax rate can raise about **\$81,600**?

...that, in 2019-2020, Radford invested **124.8% above** what is required by localities in the state's primary funding formula?

