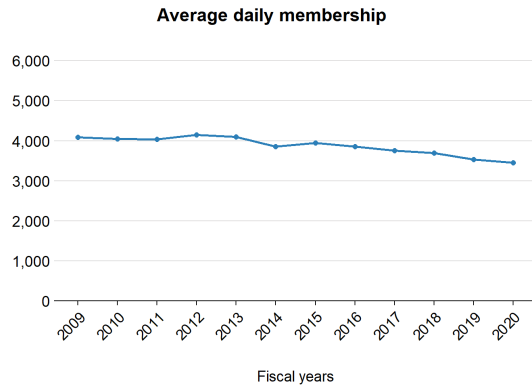


Russell County Public Schools

This profile shows the most recent data available from the 2019-2020 school year and highlights demographics, staffing, and funding for Russell County Public Schools.

Students

Enrollment growth between 2008-2009 to 2019-2020 has gone **down** by **15.6%**.



Here are additional characteristics of students that go to Russell County Public Schools, compared to the state overall.

	Locality	State
School-age children living in poverty	19.9%	12.3%
English learners	0.6%	9.0%
Eligible for IDEA services	13.3%	13.5%
Eligible for free or reduced-price lunch	CEP	45.6%

Staffing

Compared to 2008-2009, there are now more staff per student in Russell County Public Schools.

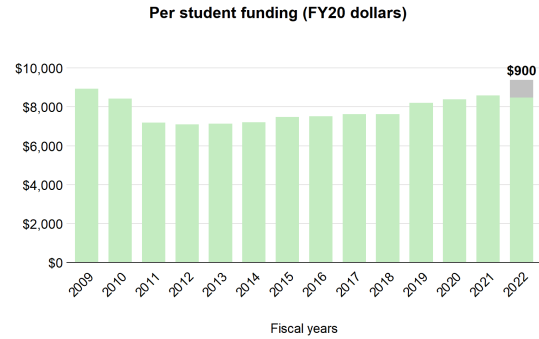
In 2018-2019, there were:

- 34 fewer teachers and instructors
- 15 fewer support staff
- 2 more school counselors and librarians
- 11 fewer teacher aides
- 2 fewer principals and assistant principals

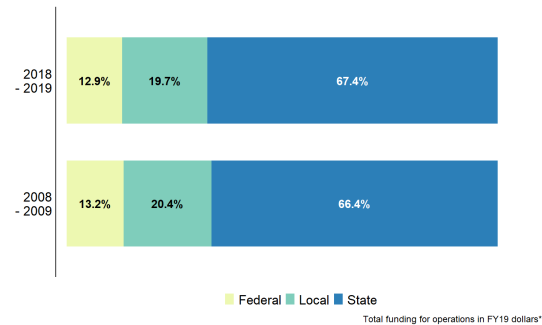
That's **61 fewer** staff overall, compared to **584 fewer** students.

Funding

In Russell County Public Schools, state direct aid per student has **decreased** by **5.1%**, adjusted for inflation. *If the revised Standards of Quality were funded in FY22, this division would receive \$900 additional dollars per student.*



From 2008-09 to 2018-19, the state's share of total funding has **increased**.



Did you know...

...that a **one-cent increase** in Russell's property tax rate can raise about **\$143,400**?

...that, in 2019-2020, Russell invested **14.8% above** what is required by localities in the state's primary funding formula?

