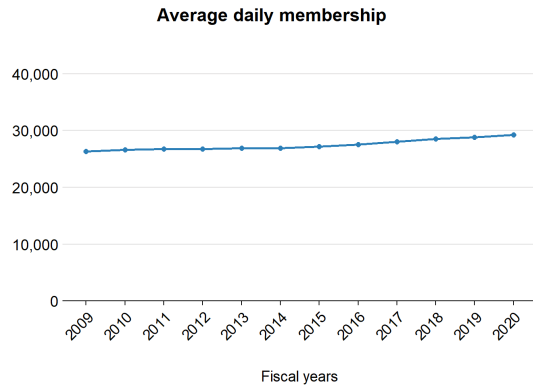


Stafford County Public Schools

This profile shows the most recent data available from the 2019-2020 school year and highlights demographics, staffing, and funding for Stafford County Public Schools.

Students

Enrollment growth between 2008-2009 to 2019-2020 has gone **up** by **11%**.



Here are additional characteristics of students that go to Stafford County Public Schools, compared to the state overall.

| | Locality | State |
|--|----------|-------|
| School-age children living in poverty | 6.1% | 12.3% |
| English learners | 7.0% | 9.0% |
| Eligible for IDEA services | 12.8% | 13.5% |
| Eligible for free or reduced-price lunch | 33.1% | 45.6% |

Staffing

Compared to 2008-2009, there are now fewer staff per student in Stafford County Public Schools.

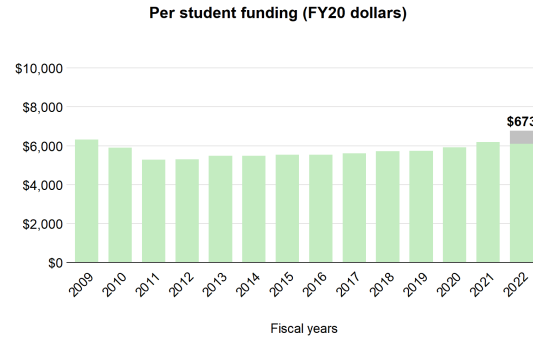
In 2018-2019, there were:

- 94 more teachers and instructors
- 46 fewer support staff
- 5 more school counselors and librarians
- 111 more teacher aides
- 4 fewer principals and assistant principals

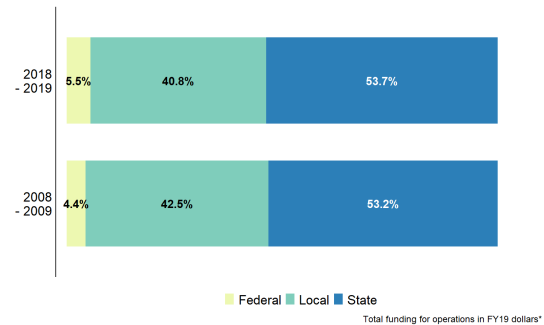
That's **160 more** staff overall, compared to **2,251 more** students.

Funding

In Stafford County Public Schools, state direct aid per student has **decreased** by **3.3%**, adjusted for inflation. *If the revised Standards of Quality were funded in FY22, this division would receive \$673 additional dollars per student.*



From 2008-09 to 2018-19, the state's share of total funding has **increased**.



Did you know...

...that a **one-cent increase** in Stafford's property tax rate can raise about **\$1,720,800**?

...that, in 2019-2020, Stafford invested **83.3% above** what is required by localities in the state's primary funding formula?

