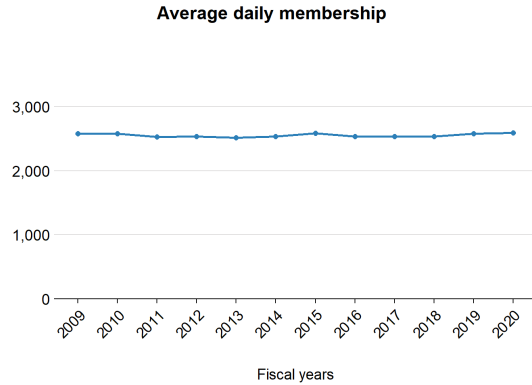


Staunton City Schools

This profile shows the most recent data available from the 2019-2020 school year and highlights demographics, staffing, and funding for Staunton City Schools.

Students

Enrollment growth between 2008-2009 to 2019-2020 has gone **up** by **0.4%**.



Here are additional characteristics of students that go to Staunton City Schools, compared to the state overall.

	Locality	State
School-age children living in poverty	17.3%	12.3%
English learners	1.9%	9.0%
Eligible for IDEA services	12.7%	13.5%
Eligible for free or reduced-price lunch	CEP	45.6%

Staffing

Compared to 2008-2009, there are now fewer staff per student in Staunton City Schools.

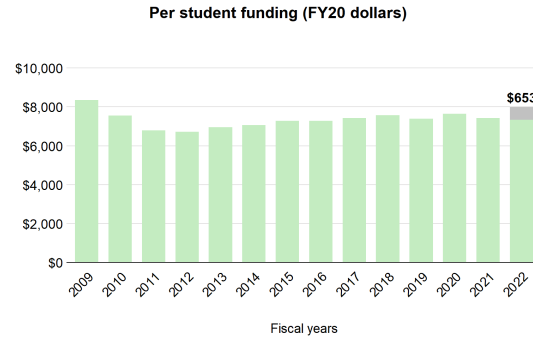
In 2018-2019, there were:

- 41 fewer teachers and instructors
- 10 more support staff
- 3 fewer school counselors and librarians
- 17 fewer teacher aides
- 1 more principals and assistant principals

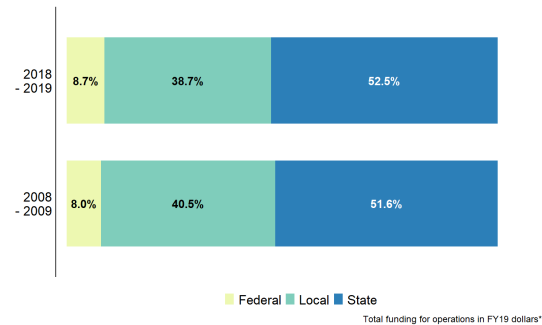
That's **50 fewer** staff overall, compared to **100 fewer** students.

Funding

In Staunton City Schools, state direct aid per student has **decreased** by **12.1%**, adjusted for inflation. *If the revised Standards of Quality were funded in FY22, this division would receive \$653 additional dollars per student.*



From 2008-09 to 2018-19, the state's share of total funding has **increased**.



Did you know...

...that a **one-cent increase** in Staunton's property tax rate can raise about **\$186,600**?

...that, in 2019-2020, Staunton invested **68.3% above** what is required by localities in the state's primary funding formula?

