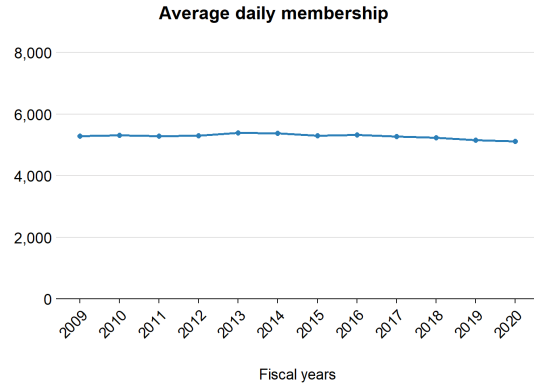


# Warren County Public Schools

This profile shows the most recent data available from the 2019-2020 school year and highlights demographics, staffing, and funding for Warren County Public Schools.

## Students

Enrollment growth between 2008-2009 to 2019-2020 has gone **down** by **3.3%**.



Here are additional characteristics of students that go to Warren County Public Schools, compared to the state overall.

	Locality	State
School-age children living in poverty	13.3%	12.3%
English learners	2.8%	9.0%
Eligible for IDEA services	13.2%	13.5%
Eligible for free or reduced-price lunch	CEP	45.6%

## Staffing

Compared to 2008-2009, there are now fewer staff per student in Warren County Public Schools.

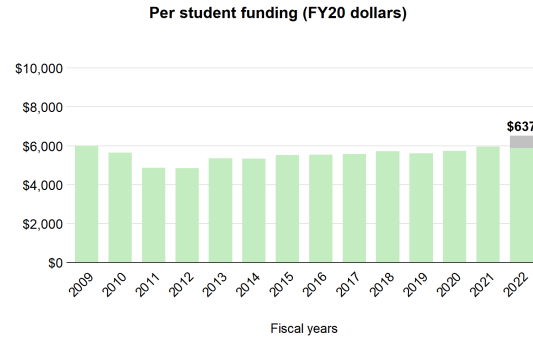
In 2018-2019, there were:

- 12 more teachers and instructors
- 65 fewer support staff
- 0 more school counselors and librarians
- 13 more teacher aides
- 3 more principals and assistant principals

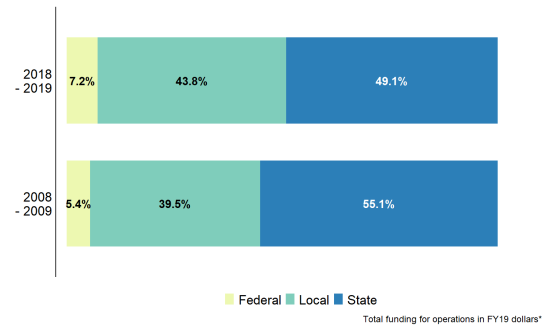
That's **38 fewer** staff overall, compared to **148 fewer** students.

## Funding

In Warren County Public Schools, state direct aid per student has **decreased** by **2.3%**, adjusted for inflation. *If the revised Standards of Quality were funded in FY22, this division would receive \$637 additional dollars per student.*



From 2008-09 to 2018-19, the state's share of total funding has **decreased**.



Did you know...

...that a **one-cent increase** in Warren's property tax rate can raise about **\$416,500**?

...that, in 2019-2020, Warren invested **61.6% above** what is required by localities in the state's primary funding formula?

