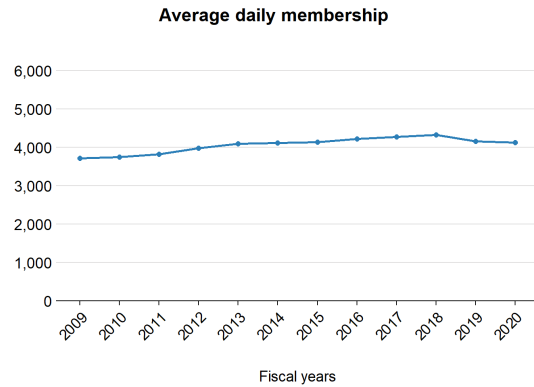


Winchester Public Schools

This profile shows the most recent data available from the 2019-2020 school year and highlights demographics, staffing, and funding for Winchester Public Schools.

Students

Enrollment growth between 2008-2009 to 2019-2020 has gone **up** by **11.1%**.



Here are additional characteristics of students that go to Winchester Public Schools, compared to the state overall.

	Locality	State
School-age children living in poverty	18.5%	12.3%
English learners	20.8%	9.0%
Eligible for IDEA services	14.0%	13.5%
Eligible for free or reduced-price lunch	CEP	45.6%

Staffing

Compared to 2008-2009, there are now fewer staff per student in Winchester Public Schools.

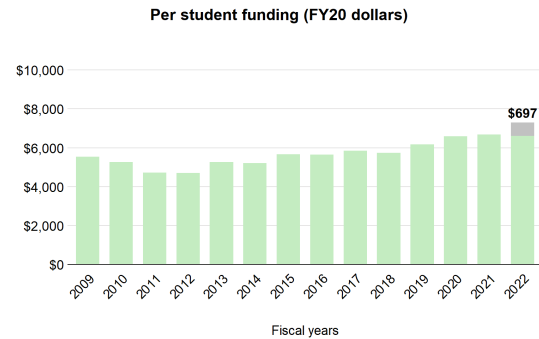
In 2018-2019, there were:

- 37 more teachers and instructors
- 4 fewer support staff
- 5 fewer school counselors and librarians
- 12 fewer teacher aides
- 5 more principals and assistant principals

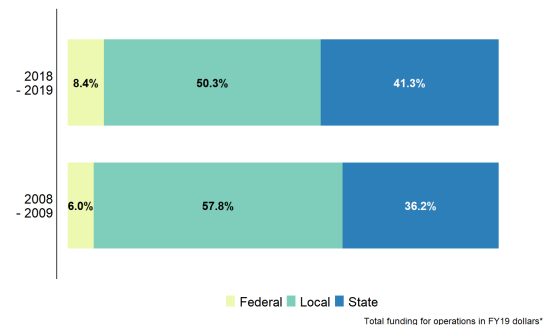
That's **20 more** staff overall, compared to **581 more** students.

Funding

In Winchester Public Schools, state direct aid per student has **increased** by **19.3%**, adjusted for inflation. *If the revised Standards of Quality were funded in FY22, this division would receive \$697 additional dollars per student.*



From 2008-09 to 2018-19, the state's share of total funding has **increased**.



Did you know...

...that a **one-cent increase** in Winchester's property tax rate can raise about **\$312,300**?

...that, in 2019-2020, Winchester invested **124.3% above** what is required by localities in the state's primary funding formula?

