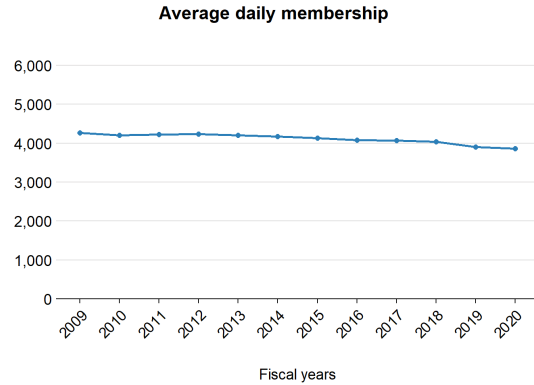


# Wythe County Public Schools

This profile shows the most recent data available from the 2019-2020 school year and highlights demographics, staffing, and funding for Wythe County Public Schools.

## Students

Enrollment growth between 2008-2009 to 2019-2020 has gone **down** by **9.5%**.



Here are additional characteristics of students that go to Wythe County Public Schools, compared to the state overall.

	Locality	State
School-age children living in poverty	17.6%	12.3%
English learners	NA	9.0%
Eligible for IDEA services	13.6%	13.5%
Eligible for free or reduced-price lunch	50.6%	45.6%

## Staffing

Compared to 2008-2009, there are now more staff per student in Wythe County Public Schools.

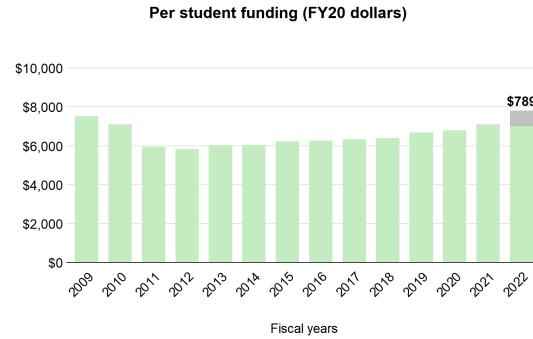
In 2018-2019, there were:

- 38 fewer teachers and instructors
- 1 more support staff
- 4 fewer school counselors and librarians
- 6 fewer teacher aides
- 2 more principals and assistant principals

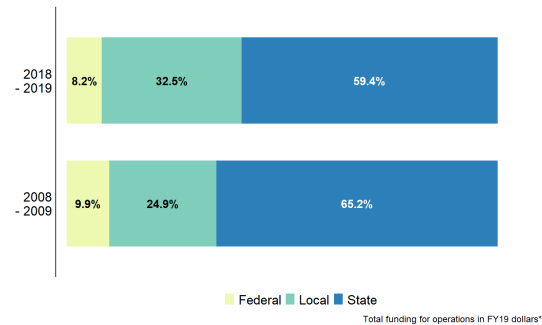
That's **44 fewer** staff overall, compared to **359 fewer** students.

## Funding

In Wythe County Public Schools, state direct aid per student has **decreased** by **6.7%**, adjusted for inflation. *If the revised Standards of Quality were funded in FY22, this division would receive \$789 additional dollars per student.*



From 2008-09 to 2018-19, the state's share of total funding has **decreased**.



Did you know...

...that a **one-cent increase** in Wythe's property tax rate can raise about **\$232,900**?

...that, in 2019-2020, Wythe invested **50.4%** **above** what is required by localities in the state's primary funding formula?

