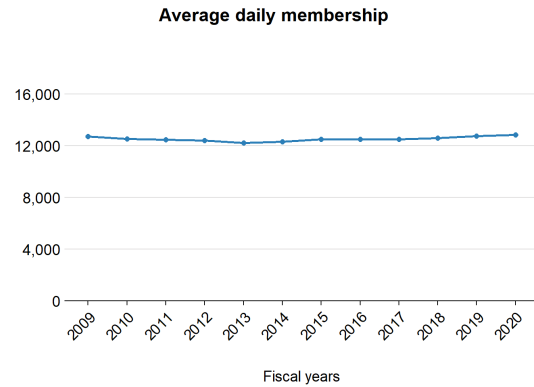


# York County School Division

This profile shows the most recent data available from the 2019-2020 school year and highlights demographics, staffing, and funding for York County School Division.

## Students

Enrollment growth between 2008-2009 to 2019-2020 has gone **up** by **0.9%**.



Here are additional characteristics of students that go to York County School Division, compared to the state overall.

	Locality	State
School-age children living in poverty	5.1%	12.3%
English learners	2.7%	9.0%
Eligible for IDEA services	11.9%	13.5%
Eligible for free or reduced-price lunch	23.1%	45.6%

## Staffing

Compared to 2008-2009, there are now more staff per student in York County School Division.

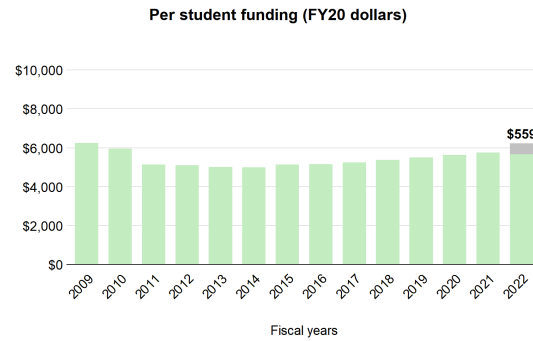
In 2018-2019, there were:

- 29 more teachers and instructors
- 0 more support staff
- 1 fewer school counselors and librarians
- 9 more teacher aides
- 0 more principals and assistant principals

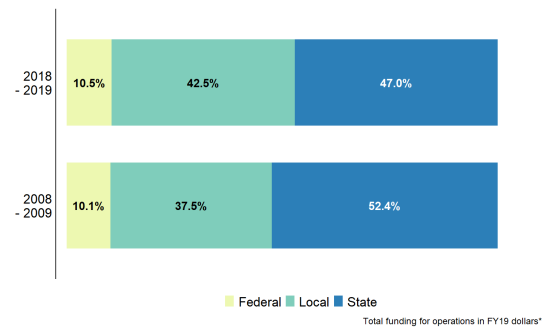
That's **37 more** staff overall, compared to **67 fewer** students.

## Funding

In York County School Division, state direct aid per student has **decreased** by **9.3%**, adjusted for inflation. *If the revised Standards of Quality were funded in FY22, this division would receive \$559 additional dollars per student.*



From 2008-09 to 2018-19, the state's share of total funding has **decreased**.



Did you know...

...that a **one-cent increase** in York's property tax rate can raise about **\$913,100**?

...that, in 2019-2020, York invested **73.4% above** what is required by localities in the state's primary funding formula?

