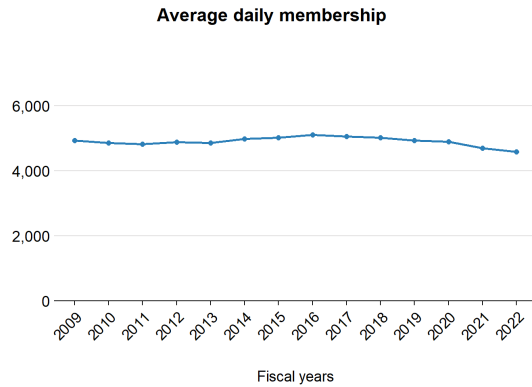


Accomack County Public Schools

This profile shows the most recent data available from the 2020-2021 and 2021-2022 school years and highlights demographics, staffing, and funding for Accomack County Public Schools.

Students

Enrollment growth between 2008-2009 to 2021-2022 has gone **down** by **7%**.



Here are additional characteristics of students that go to Accomack County Public Schools, compared to the state overall.

	Locality	State
School-age children living in poverty	21.3%	11.1%
English learners	13.7%	8.4%
Eligible for IDEA services	13.9%	13.4%
Eligible for free or reduced-price lunch	CEP	45.6%

Staffing

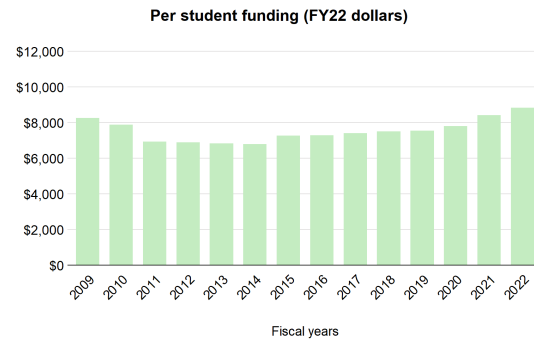
Compared to 2008-2009, staff per student has **decreased** in Accomack County Public Schools.

- 83 fewer teachers and instructors
- 1 more support staff
- 3 more school counselors and librarians
- 21 fewer teacher aides
- 1 fewer principals and assistant principals

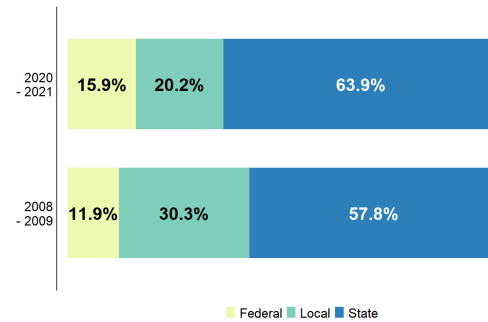
That's **101 fewer** staff overall, compared to **264 fewer** students.

Funding

In Accomack County Public Schools, state direct aid per student has **increased** by **6.8%**, adjusted for inflation, since 2008-2009.



From 2008-09 to 2020-21, the state's share of total funding has **increased**.



Did you know...

...that a **one-cent increase** in Accomack's property tax rate can raise about **\$374,200**?

...that, in 2020-2021, Accomack invested **10.3% above** what is required by localities in the state's primary funding formula?

