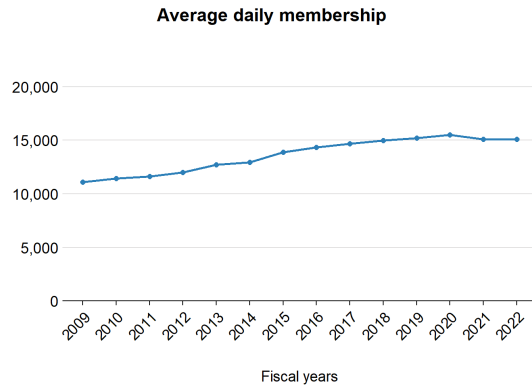


# Alexandria City Public Schools

This profile shows the most recent data available from the 2020-2021 and 2021-2022 school years and highlights demographics, staffing, and funding for Alexandria City Public Schools.

## Students

Enrollment growth between 2008-2009 to 2021-2022 has gone **up** by **36%**.



Here are additional characteristics of students that go to Alexandria City Public Schools, compared to the state overall.

	Locality	State
School-age children living in poverty	12.5%	11.1%
English learners	30.1%	8.4%
Eligible for IDEA services	10.8%	13.4%
Eligible for free or reduced-price lunch	CEP	45.6%

## Staffing

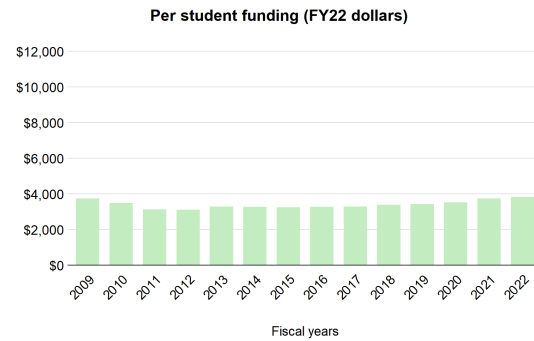
Compared to 2008-2009, staff per student has **decreased** in Alexandria City Public Schools.

- 107 more teachers and instructors
- 252 more support staff
- 31 more school counselors and librarians
- 10 fewer teacher aides
- 28 more principals and assistant principals

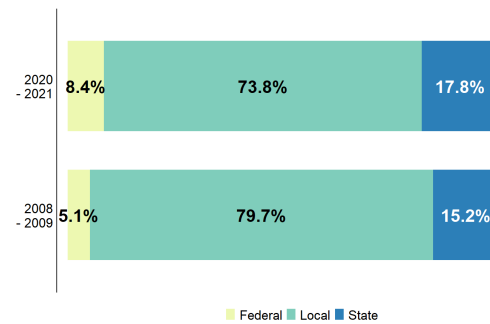
That's **407 more** staff overall, compared to **4,579 more** students.

## Funding

In Alexandria City Public Schools, state direct aid per student has **increased** by **1.9%**, adjusted for inflation, since 2008-2009.



From 2008-09 to 2020-21, the state's share of total funding has **increased**.



Did you know...

...that a **one-cent increase** in Alexandria's property tax rate can raise about **\$4,181,000**?

...that, in 2020-2021, Alexandria invested **145.4% above** what is required by localities in the state's primary funding formula?

