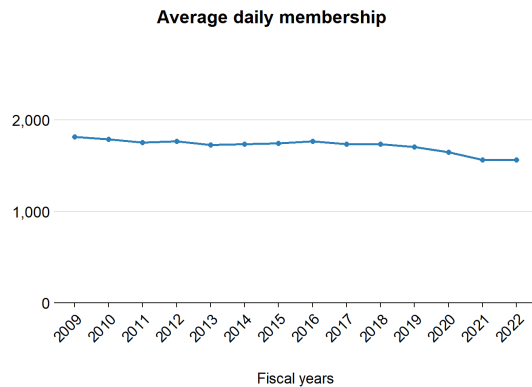


Amelia County Public Schools

This profile shows the most recent data available from the 2020-2021 and 2021-2022 school years and highlights demographics, staffing, and funding for Amelia County Public Schools.

Students

Enrollment growth between 2008-2009 to 2021-2022 has gone **down** by **13.9%**.



Here are additional characteristics of students that go to Amelia County Public Schools, compared to the state overall.

	Locality	State
School-age children living in poverty	11.4%	11.1%
English learners	2.6%	8.4%
Eligible for IDEA services	13.1%	13.4%
Eligible for free or reduced-price lunch	53.3%	45.6%

Staffing

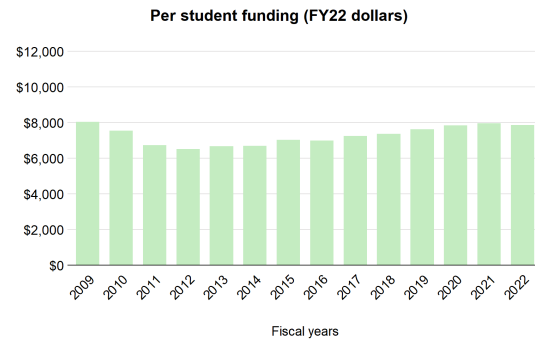
Compared to 2008-2009, staff per student has **remained flat** in Amelia County Public Schools.

- 22 fewer teachers and instructors
- 2 fewer support staff
- 2 more school counselors and librarians
- 17 fewer teacher aides
- 0 more principals and assistant principals

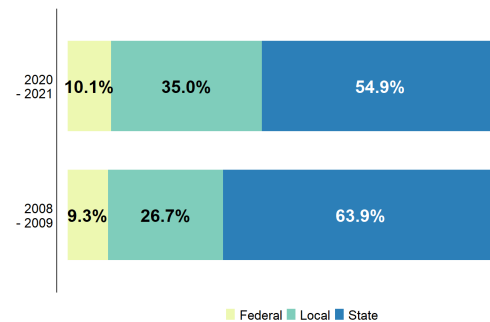
That's **39 fewer** staff overall, compared to **264 fewer** students.

Funding

In Amelia County Public Schools, state direct aid per student has **decreased** by **2.3%**, adjusted for inflation, since 2008-2009.



From 2008-09 to 2020-21, the state's share of total funding has **decreased**.



Did you know...

...that a **one-cent increase** in Amelia's property tax rate can raise about **\$124,600**?

...that, in 2020-2021, Amelia invested **82.3% above** what is required by localities in the state's primary funding formula?

