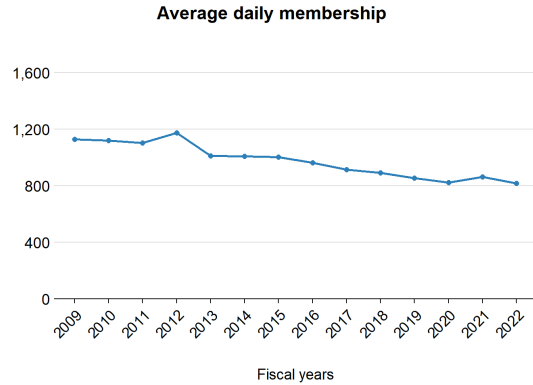


# Buena Vista City Public Schools

This profile shows the most recent data available from the 2020-2021 and 2021-2022 school years and highlights demographics, staffing, and funding for Buena Vista City Public Schools.

## Students

Enrollment growth between 2008-2009 to 2021-2022 has gone **down** by **27.6%**.



Here are additional characteristics of students that go to Buena Vista City Public Schools, compared to the state overall.

	Locality	State
School-age children living in poverty	18.9%	11.1%
English learners	N/A	8.4%
Eligible for IDEA services	19.9%	13.4%
Eligible for free or reduced-price lunch	CEP	45.6%

## Staffing

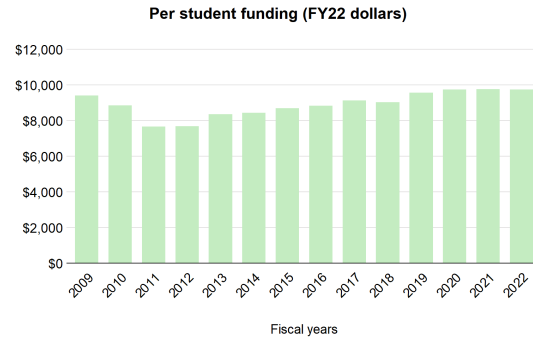
Compared to 2008-2009, staff per student has **decreased** in Buena Vista City Public Schools.

- 34 fewer teachers and instructors
- 5 fewer support staff
- 4 more school counselors and librarians
- 5 fewer teacher aides
- 2 fewer principals and assistant principals

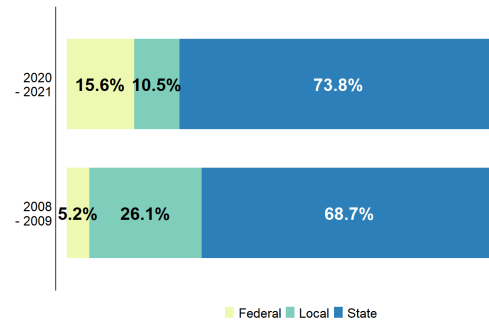
That's **41 fewer** staff overall, compared to **211 fewer** students.

## Funding

In Buena Vista City Public Schools, state direct aid per student has **increased** by **3.5%**, adjusted for inflation, since 2008-2009.



From 2008-09 to 2020-21, the state's share of total funding has **increased**.



Did you know...

...that a **one-cent increase** in Buena Vista's property tax rate can raise about **\$32,800**?

...that, in 2020-2021, Buena Vista invested **0.0% above** what is required by localities in the state's primary funding formula?

