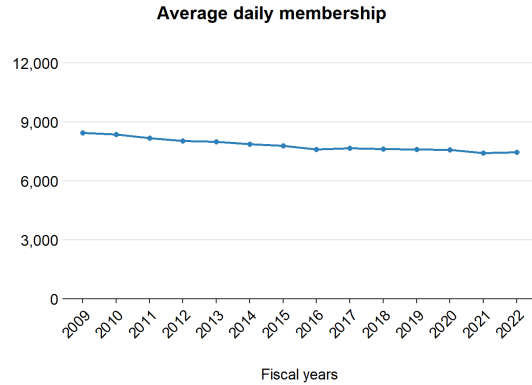


Campbell County Public Schools

This profile shows the most recent data available from the 2020-2021 and 2021-2022 school years and highlights demographics, staffing, and funding for Campbell County Public Schools.

Students

Enrollment growth between 2008-2009 to 2021-2022 has gone **down** by **11.8%**.



Here are additional characteristics of students that go to Campbell County Public Schools, compared to the state overall.

	Locality	State
School-age children living in poverty	11.1%	11.1%
English learners	2.2%	8.4%
Eligible for IDEA services	12.9%	13.4%
Eligible for free or reduced-price lunch	49.0%	45.6%

Staffing

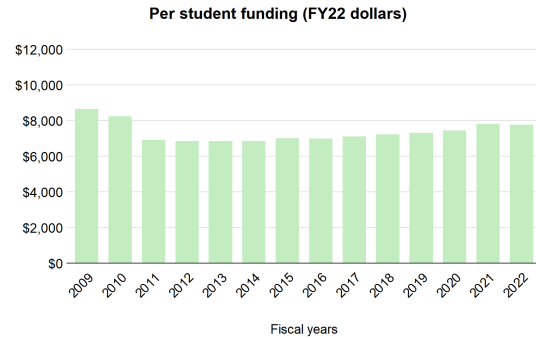
Compared to 2008-2009, staff per student has **increased** in Campbell County Public Schools.

- 93 fewer teachers and instructors
- 26 fewer support staff
- 3 fewer school counselors and librarians
- 27 more teacher aides
- 0 more principals and assistant principals

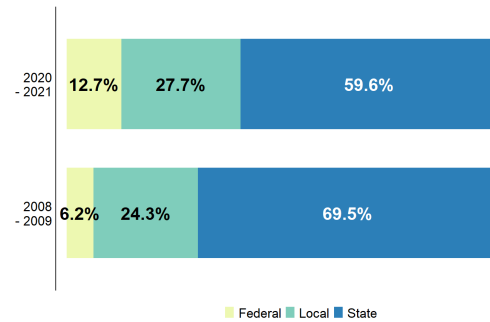
That's **96 fewer** staff overall, compared to **1,002 fewer** students.

Funding

In Campbell County Public Schools, state direct aid per student has **decreased** by **10.2%**, adjusted for inflation, since 2008-2009.



From 2008-09 to 2020-21, the state's share of total funding has **decreased**.



Did you know...

...that a **one-cent increase** in Campbell's property tax rate can raise about **\$416,700**?

...that, in 2020-2021, Campbell invested **67.9% above** what is required by localities in the state's primary funding formula?

