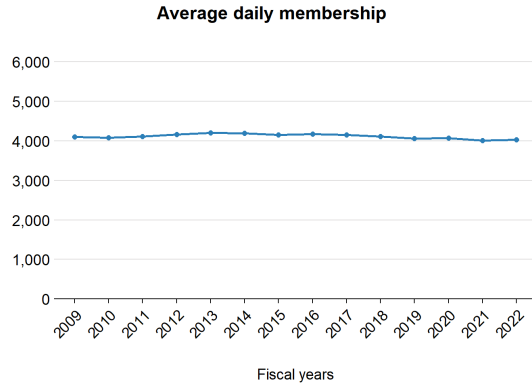


# Caroline County Public Schools

This profile shows the most recent data available from the 2020-2021 and 2021-2022 school years and highlights demographics, staffing, and funding for Caroline County Public Schools.

## Students

Enrollment growth between 2008-2009 to 2021-2022 has gone **down** by **1.7%**.



Here are additional characteristics of students that go to Caroline County Public Schools, compared to the state overall.

|  | Locality | State |
|--|----------|-------|
| School-age children living in poverty    | 12.5%    | 11.1% |
| English learners                         | 1.7%     | 8.4%  |
| Eligible for IDEA services               | 12.0%    | 13.4% |
| Eligible for free or reduced-price lunch | 52.2%    | 45.6% |

## Staffing

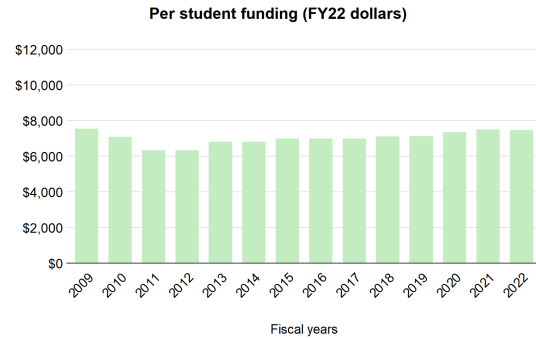
Compared to 2008-2009, staff per student has **increased** in Caroline County Public Schools.

- 12 fewer teachers and instructors
- 34 more support staff
- 1 fewer school counselors and librarians
- 27 fewer teacher aides
- 1 more principals and assistant principals

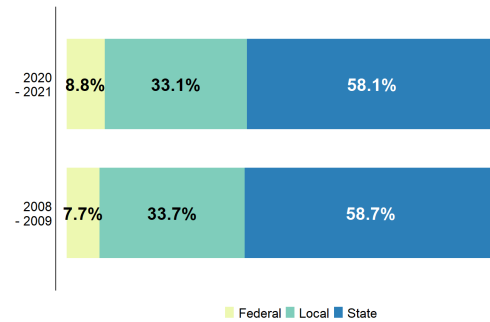
That's **4 fewer** staff overall, compared to **101 fewer** students.

## Funding

In Caroline County Public Schools, state direct aid per student has **decreased** by **1%**, adjusted for inflation, since 2008-2009.



From 2008-09 to 2020-21, the state's share of total funding has **decreased**.



Did you know...

...that a **one-cent increase** in Caroline's property tax rate can raise about **\$270,800**?

...that, in 2020-2021, Caroline invested **56.8% above** what is required by localities in the state's primary funding formula?

