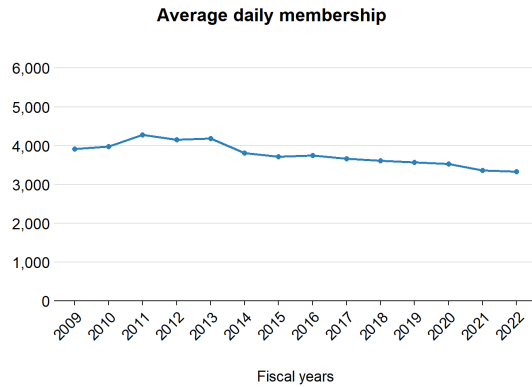


Carroll County Public Schools

This profile shows the most recent data available from the 2020-2021 and 2021-2022 school years and highlights demographics, staffing, and funding for Carroll County Public Schools.

Students

Enrollment growth between 2008-2009 to 2021-2022 has gone **down** by **15.1%**.



Here are additional characteristics of students that go to Carroll County Public Schools, compared to the state overall.

	Locality	State
School-age children living in poverty	16.9%	11.1%
English learners	3.5%	8.4%
Eligible for IDEA services	17.2%	13.4%
Eligible for free or reduced-price lunch	59.0%	45.6%

Staffing

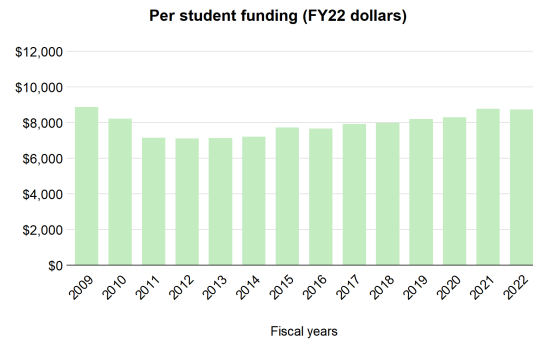
Compared to 2008-2009, staff per student has **decreased** in Carroll County Public Schools.

- 61 fewer teachers and instructors
- 55 fewer support staff
- 5 fewer school counselors and librarians
- 11 fewer teacher aides
- 2 fewer principals and assistant principals

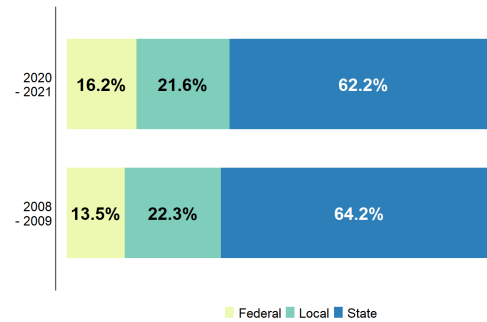
That's **134 fewer** staff overall, compared to **490 fewer** students.

Funding

In Carroll County Public Schools, state direct aid per student has **decreased** by **1.7%**, adjusted for inflation, since 2008-2009.



From 2008-09 to 2020-21, the state's share of total funding has **decreased**.



Did you know...

...that a **one-cent increase** in Carroll's property tax rate can raise about **\$216,000**?

...that, in 2020-2021, Carroll invested **40.0% above** what is required by localities in the state's primary funding formula?

