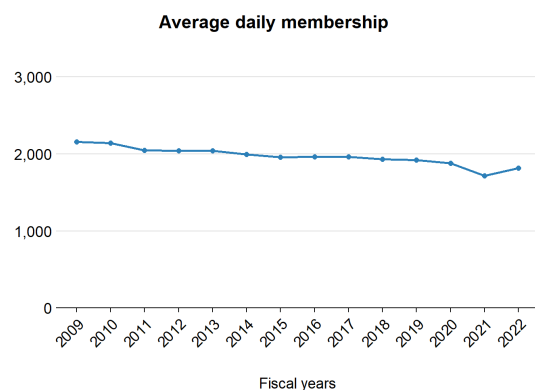


# Clarke County Public Schools

This profile shows the most recent data available from the 2020-2021 and 2021-2022 school years and highlights demographics, staffing, and funding for Clarke County Public Schools.

## Students

Enrollment growth between 2008-2009 to 2021-2022 has gone **down** by **15.7%**.



Here are additional characteristics of students that go to Clarke County Public Schools, compared to the state overall.

	Locality	State
School-age children living in poverty	5.9%	11.1%
English learners	3.4%	8.4%
Eligible for IDEA services	10.3%	13.4%
Eligible for free or reduced-price lunch	21.2%	45.6%

## Staffing

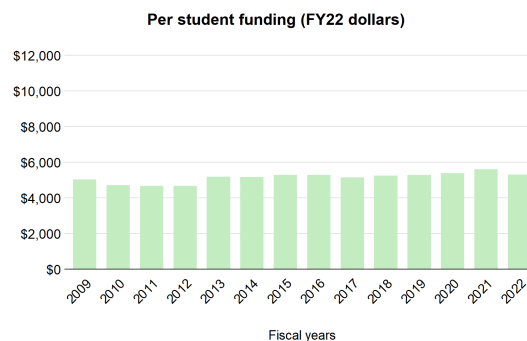
Compared to 2008-2009, staff per student has **increased** in Clarke County Public Schools.

- 5 fewer teachers and instructors
- 2 fewer support staff
- 2 fewer school counselors and librarians
- 5 fewer teacher aides
- 1 fewer principals and assistant principals

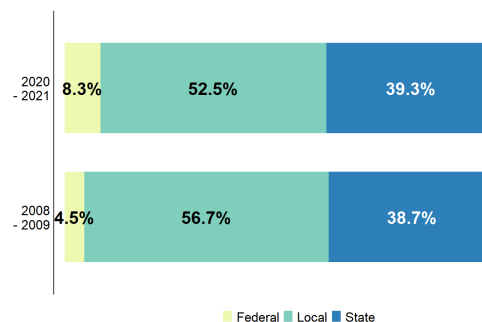
That's **15 fewer** staff overall, compared to **437 fewer** students.

## Funding

In Clarke County Public Schools, state direct aid per student has **increased** by **5.5%**, adjusted for inflation, since 2008-2009.



From 2008-09 to 2020-21, the state's share of total funding has **increased**.



Did you know...

...that a **one-cent increase** in Clarke's property tax rate can raise about **\$208,400**?

...that, in 2020-2021, Clarke invested **79.4%** **above** what is required by localities in the state's primary funding formula?

