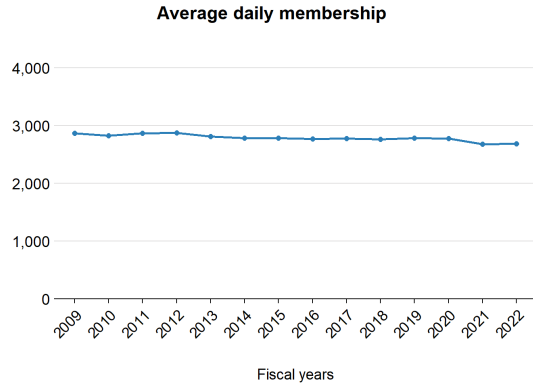


# Colonial Heights Public Schools

This profile shows the most recent data available from the 2020-2021 and 2021-2022 school years and highlights demographics, staffing, and funding for Colonial Heights Public Schools.

## Students

Enrollment growth between 2008-2009 to 2021-2022 has gone **down** by **6.3%**.



Here are additional characteristics of students that go to Colonial Heights Public Schools, compared to the state overall.

	Locality	State
School-age children living in poverty	14.6%	11.1%
English learners	4.0%	8.4%
Eligible for IDEA services	17.2%	13.4%
Eligible for free or reduced-price lunch	57.6%	45.6%

## Staffing

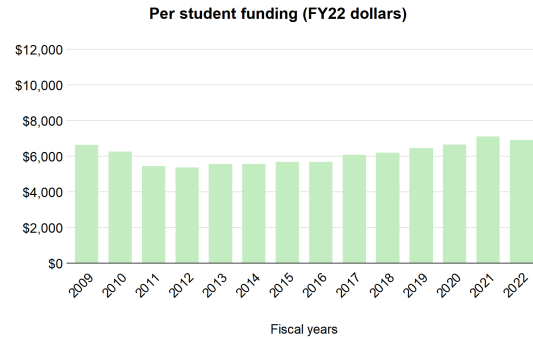
Compared to 2008-2009, staff per student has **increased** in Colonial Heights Public Schools.

- 4 fewer teachers and instructors
- 5 more support staff
- 0 more school counselors and librarians
- 3 more teacher aides
- 2 more principals and assistant principals

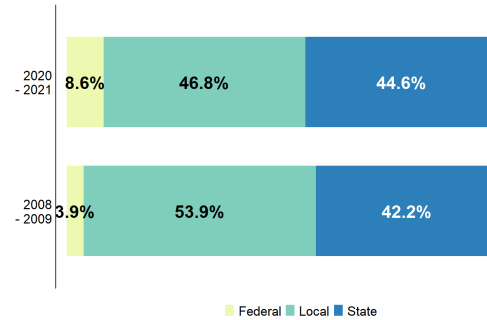
That's **6 more** staff overall, compared to **166 fewer** students.

## Funding

In Colonial Heights Public Schools, state direct aid per student has **increased** by **4.2%**, adjusted for inflation, since 2008-2009.



From 2008-09 to 2020-21, the state's share of total funding has **increased**.



Did you know...

...that a **one-cent increase** in Colonial Heights's property tax rate can raise about **\$181,700**?

...that, in 2020-2021, Colonial Heights invested **126.1% above** what is required by localities in the state's primary funding formula?

