

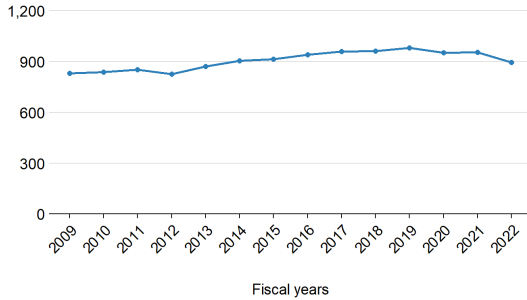
# Covington City Public Schools

This profile shows the most recent data available from the 2020-2021 and 2021-2022 school years and highlights demographics, staffing, and funding for Covington City Public Schools.

## Students

Enrollment growth between 2008-2009 to 2021-2022 has gone **up** by **7.8%**.

Average daily membership



Here are additional characteristics of students that go to Covington City Public Schools, compared to the state overall.

	Locality	State
School-age children living in poverty	22.8%	11.1%
English learners	N/A	8.4%
Eligible for IDEA services	17.5%	13.4%
Eligible for free or reduced-price lunch	CEP	45.6%

## Staffing

Compared to 2008-2009, staff per student has **decreased** in Covington City Public Schools.

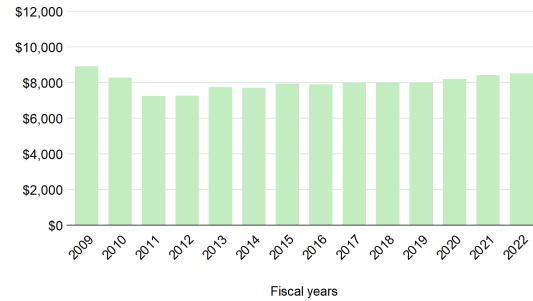
- 22 fewer teachers and instructors
- 9 fewer support staff
- 2 fewer school counselors and librarians
- 8 fewer teacher aides
- 1 fewer principals and assistant principals

That's **42 fewer** staff overall, compared to **141 more** students.

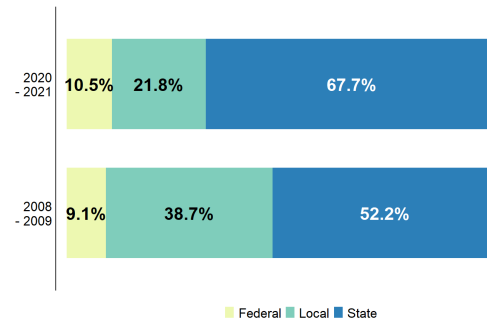
## Funding

In Covington City Public Schools, state direct aid per student has **decreased** by **4.5%**, adjusted for inflation, since 2008-2009.

Per student funding (FY22 dollars)



From 2008-09 to 2020-21, the state's share of total funding has **increased**.



Did you know...

...that a **one-cent increase** in Covington's property tax rate can raise about **\$29,900**?

...that, in 2020-2021, Covington invested **9.8% above** what is required by localities in the state's primary funding formula?

